



light is nothing without control

New Products for 2016



Why we are certain that sensor-controlled lighting belongs to the future.

When we brought the first sensor-controlled lights onto the market in 1987, there wasn't even a name for this category. It took some time for this technology to become established - but ultimately the advantages of automatic light won over.

We have continuously improved our trail blazing success story and have sold millions of units to date. Alongside the classic infrared technology we have also promoted and established high-frequency sensor technology. The decisive advantage here: sensors can now be installed in the casing invisibly. This means that lights can be developed that satisfy the highest of design demands and also cut a fine figure in building interiors.

The great ideas do not stop there for us, though. For example, the new XLED home 2 - a further development of our best sellers XLED home 1 and 3, which are already receiving extremely positive feedback. Or our cooperation with other brand names as part of Smart Friends, a smart home system that is simple to install even for non-specialists, regardless of whether in an existing building or new developments. With the integration of our intelligent products into a network of security technology and building automation, interested customers can now configure their building management systems simply and conveniently via smartphone or tablet. **These and many more examples demonstrate that we are on the right track and, together with our customers, are steering towards a bright future. Come and join us!**

Sensor-switched floodlights

from page 6

XLED home 2
XLED home 2XL
XLED curved
XLED slim



Sensor-switched outdoor lights

from page 18

L 630/631 LED
L 220/224 LED
L 240/244 LED
L 22
Sensorlight LED



Sensor-switched indoor lights

from page 30

RS LED M1
RS LED M2
RS 16 LED



Motion detectors

from page 38

IS 360-3
IS 360-1 DE



Smart Friends

from page 42

Smart Home with brand names



Presentation

from page 50

Highlights at the POS

XLED home 2 – the best XLED home floodlight that we have ever made.

How can you improve a best seller? This is the question we asked ourselves and invited our engineers and developers not only to enhance the successful range of floodlights but to give it a new edge. The result is the newly developed LED panel with its LEDs behind an opal cover. This way, wide-area lighting can be produced without affecting radiance. The freely swivelling panel can be positioned to suit any lighting situation.

The panel's cooling system is made of HCMC (High thermal conductivity magnesium composite), a high-performance material from the aerospace industry which, despite its low weight, dissipates heat perfectly, minimising heat build-up and maximising the life expectancy of the LEDs. This material has reduced the weight of the floodlight to such an extent that it makes it very easy to install and also makes it for mounting on composite thermal insulation system (CTIS) walls without a problem. Use of the latest infrared sensor technology enhances performance while also providing better security and energy efficiency.

In short: state-of-the-art, energy-saving lighting and sensor technology that meets the most exacting demands on design and perfectly illuminates every last corner.



High thermal conductivity magnesium composite (HCMC) cooling system.

New design with opal cover for wide-area lighting.







Shaft mechanism for swivelling to any position.

Swivelling precision IR sensor.

The evolution of a success story.

XLED home 2

The moveable sensor-switched outdoor floodlight with fully swivelling LED panel in a classy opal look. The XLED home 2 sensor-switched floodlight comes in a sophisticated design. It is not just an eye-catcher, but also a truly talented mover. Thanks to the fully swivelling LED panel, every corner of the entrance area can be illuminated flexibly and as required. The highly efficient LED technology coupled with the opal cover provides maximum lighting comfort. As an individual floodlight or interconnected with the slave version, the innovative new generation of the XLED home success series is available in white, black, graphite and silver.

LED	14.8w						
30 years (Ø 4,5h/day)	1184 lm 80lm/W	4000K neutral-white	140°	max. 14 m	2-2000 Lux	8sec-35 min	connectable via cable



Also available as a slave version without sensor.



Technical specifications

Dimensions: (H x W x D) 194 x 180 x 161 mm*
 Dimensions: (H x W x D) 181 x 180 x 161 mm
 Power supply: 230-240 V, 50 / 60 Hz
 Sensor type: Passive infrared*
 Output: 14.8 W
 Brightness: 1184 lm
 Efficiency: 80 lm/W
 Colour temperature: 4000 K / SDCM 3
 Colour rendering: Ra ≥ 80
 LED life expectancy: 50,000 h (L70B10 to LM80)
 LED cooling system: HCMC
 (High thermal conductivity magnesium composite)
 Floodlight swivelling range: 180°

Floodlight tilting range: 180°
 Angle of coverage: 140°*
 Sensor swivelling range: 180°*
 Sensor tilting range: 90°*
 Reach: max. 14 m*
 Twilight setting: 2-2000 lux*
 Time setting: 8 sec - 35 min min*
 IP rating: IP 44
 Protection class: II
 Material: UV-resistant plastic
 Temperature range: -20 to +40°C

*Sensor version

XLED home 2

EAN white 4007841 033088
 EAN black 4007841 033071
 EAN graphite 4007841 033064
 EAN silver 4007841 033057

XLED home 2 SL (without sensor)

EAN white 4007841 033125
 EAN black 4007841 033118
 EAN graphite 4007841 033095
 EAN silver 4007841 033101

Big Brother. Day-bright light for large areas. XLED home 2 XL

The powerful XLED home 2 XL sensor-switched outdoor floodlight is the first choice for those who like it particularly bright or need to illuminate large areas. Innovative, highly efficient LEDs ensure the perfect illumination of driveways, courtyards and gardens. With an energy consumption of just 20 watts. The XLED home 2 XL is also a moving wonder. The fully swivelling LED panel ensures maximum flexibility. In combination with the opal cover, the floodlight ensures optimum lighting conditions around the home with a colour temperature of 4000 K. The XLED home 2 XL is available as an individual floodlight or as a slave version. Available in white, black, graphite and silver.

LED	20w						
30 years (Ø 4,5h/day)	1608lm 80lm/W	4000K neutral-white	140°	max. 14m	2-2000 Lux	8sec-35min	connectable via cable



Also available as a slave version without sensor.



Technical specifications

Dimensions: (H x W x D) 214 x 180 x 161 mm*
 Dimensions: (H x W x D) 199 x 180 x 161 mm*
 Power supply: 230-240 V, 50 / 60 Hz
 Sensor type: Passive infrared*
 Output: 20 W
 Brightness: 1608 lm
 Efficiency: 80 lm/W
 Colour temperature: 4000 K / SDCM 3
 Colour rendering: Ra ≥ 80
 LED life expectancy: 50,000 h (L70B10 to LM80)
 LED cooling system: HCMC
 (High thermal conductivity magnesium composite)
 Floodlight swivelling range: 180°

Floodlight tilting range: 180°
 Angle of coverage: 140°*
 Sensor swivelling range: 180°*
 Sensor tilting range: 90°*
 Reach: max. 14 m*
 Twilight setting: 2-2000 lux*
 Time setting: 8 sec - 35 min*
 IP rating: IP 44
 Protection class: II
 Material: UV-resistant plastic
 Temperature range: -20 to +40°C

*Sensor version

XLED home 2XL

EAN white 4007841 030070
 EAN black 4007841 030049
 EAN graphite 4007841 030056
 EAN silver 4007841 030063

XLED home 2XL SL (without sensor)






EAN white 4007841 032814
 EAN black 4007841 032807
 EAN graphite 4007841 030094
 EAN silver 4007841 030087

Attractive buildings need attractive floodlights.

XLED curved

The compact and powerful sensor-switched LED floodlight for medium-sized areas.

The XLED curved is ideal for illuminating building entrances and pathways. Yet the practical floodlight does not only satisfy safety and security needs. It can also be used to create modern accent lighting. Both the sensor and the entire outdoor floodlight come in a pleasingly understated, unobtrusive look, clearly leaving centre stage to the lighting in setting off buildings and outdoor areas with masterful proficiency.

LED	10.5w					
30 years (Ø 4,5h/day)	830lm 79lm/W	4000K neutral-white	160°	max. 8m	2-1000 Lux	2sec-70min



Technical specifications

Dimensions: (H x W x D) 120 x 160 x 107 mm
 Power supply: 230–240 V, 50 / 60 Hz
 Sensor type: Passive infrared
 Output: 10.5 W
 Brightness: 830 lm
 Efficiency: 79 lm/W
 Colour temperature: 4000 K / SDCM 3
 Colour rendering: Ra ≥ 85
 LED life expectancy: 50,000 h (L70B10 to LM80)
 LED cooling system: Active and Passive Thermo Control
 Angle of coverage: 160°
 Reach: max. 8 m

Floodlight adjustment range: +/- 30° swivelling

Twilight setting: 2 - 1000 lux
 Time setting: 2 sec - 70 min
 IP rating: IP 44
 Protection class: I
 Material: UV-resistant plastic with aluminium heat sink
 Temperature range: -20 to +40°C

XLED curved


EAN white 4007841 012069
 EAN anthracite 4007841 012052


En vogue. The radiant accessory for your home.
XLED slim


Both floodlight and luminaire: the elegant cross-over solution for the outwardly presented sides of a building. The economical sensor-switched XLED slim floodlight puts the focus on lighting. This stylish lighting solution captivates with its elegant design and automatically provides attractive illumination for building entrances and pathways. The XLED slim makes attractive lighting statements on building facades that not only look good but also ensure that you get home safely thanks to the integrated sensor. An elegant statement of modern, timeless taste.


- LED**


30 years
(Ø 4,5h/day)
- 10.5w**

660lm
62,9lm/W
- 

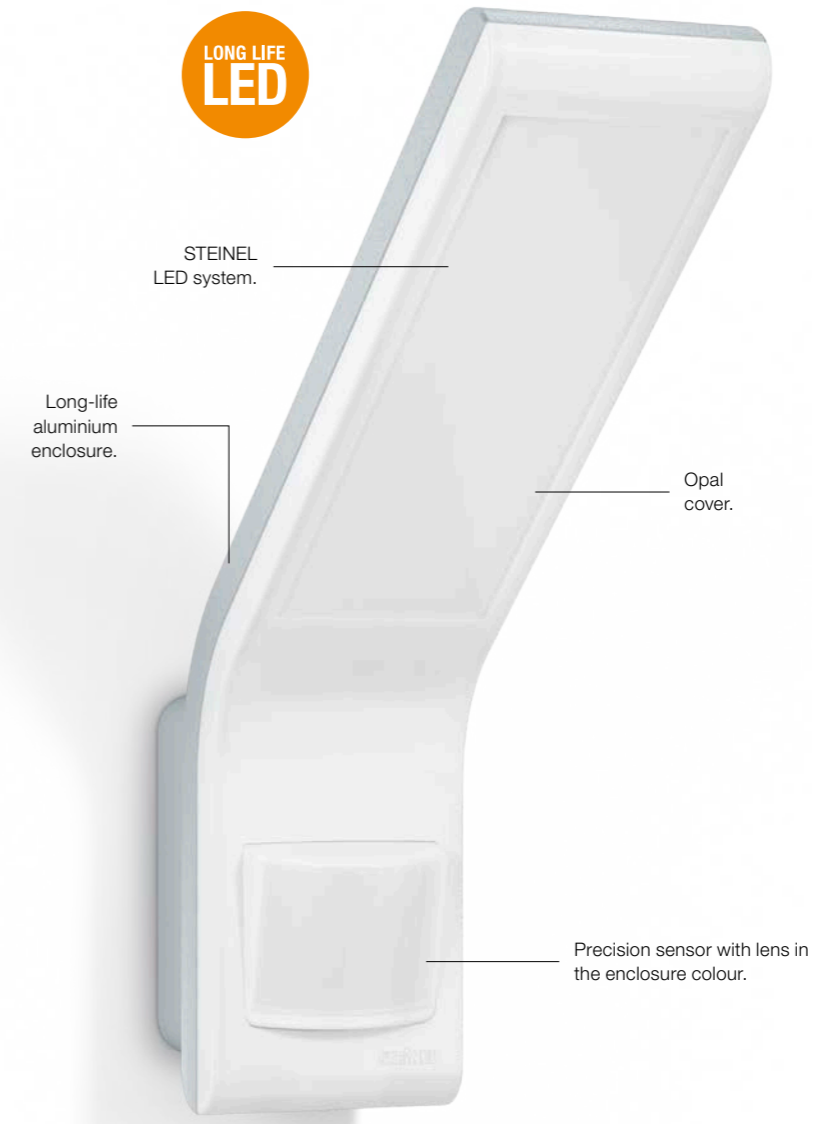
4000K
neutral-white
- 

160°
- 

max. 8m
- 

2-1000 Lux
- 

2sec-70min



Technical specifications
 Dimensions: (H x W x D) 241 x 66 x 201 mm
 Power supply: 230-240 V, 50 / 60 Hz
 Sensor type: Passive infrared
 Output: 10.5 W
 Brightness: 660 lm
 Efficiency: 62.9 lm/W
 Colour temperature: 4000 K / SDCM 3
 Colour rendering: Ra ≥ 85
 LED life expectancy: 50,000 h (L70B10 to LM80)
 LED cooling system: Active and Passive Thermo Control
 Angle of coverage: 160°
 Reach: max. 8 m

Floodlight adjustment range: +/- 30° swivelling with adapter
 Twilight setting: 2 - 1000 lux
 Time setting: 2 sec - 70 min
 IP rating: IP 44
 Protection class: I
 Material: UV-resistant plastic with aluminium heat sink
 Temperature range: -20 to +40°C

XLED slim
 EAN white 4007841 012083
 EAN anthracite 4007841 012076



Success needs substance.

STEINEL sensor-switched outdoor lights illuminate millions of entrances, driveways and gardens worldwide.

And that's by no means a coincidence. Explained by the following short example: you arrive home from work or shopping in the evening, your hands full of shopping bags. When you step onto your property, the light comes on automatically to illuminate your way to the door. A great idea, don't you think? It was visions such as this that drove us to develop intelligently controlled lighting thirty years ago. We were the first. And: We have never stopped aligning our ideas with the requirements of people.


Instead of resting on our laurels as inventors of the sensor-switched light, we have continuously developed. New technologies. Ground-breaking design. Innovation after innovation. Day in, day out. Because we simply aren't able to do otherwise. At the end of the day, however, we always ask ourselves the same question: What is the benefit to people? What makes their lives more comfortable, safer, simpler?

Intelligent. Minimalist. Timeless.

L 630/631 LED

The L630/L631 LED brings together sophisticated architecture and intelligent lighting in perfect style. The latest LED technology is hidden in the narrow enclosure. A light output of 663 lumens provides pleasant outdoor illumination at a power consumption of just 8.2 watts. The luminaire is controlled via an integrated infrared mini-sensor, which can be removed easily for configuring. Functions include soft light start, basic light level, night economy mode as well as the Nightmatic function. This aesthetic sensor-switched light is available in silver and anthracite.

LED	8.2w					
30 years (Ø 4,5h/day)	663lm 80,8lm/W	3000K warm-white	360°	max. 8m	2 - 1000 Lux	8 sec - 35 min
soft light start	basic brightness	shockproof IK07				



STEINEL LED system.

Illuminated house-number panel mountable on the right or left.



L 631 LED



Technical specifications

Dimensions: (H x W x D) 364 x 61 x 65 mm
 Dimensions: (H x W x D) 364 x 211 x 65 mm*
 Power supply: 220-240 V, 50 Hz
 Sensor type: Infrared mini-sensor
 Output: 8.2 W
 Brightness: 663 lm
 Efficiency: 80.8 lm/W
 Colour temperature: 3000 K / SDCM 3
 Colour rendering: Ra ≥ 80
 LED life expectancy: 50,000 h (L70B10 to LM80)
 LED cooling system: Passive Thermo Control
 Angle of coverage: 360°
 Reach: max. 8 m

Twilight setting: 2-2000 lux
 Time setting: 8 sec - 35 min min
 Sensor with 4 intelligent programmes
 Basic light level: Yes
 Soft light start: Yes
 IP rating: IP 44
 Protection class: I
 Material: UV-resistant plastic
 Impact resistance: IK07
 Temperature range: -20 to +50°C
 Accessory: Sheet of house numbers*







*L 630 LED

L 630 LED with house number panel
 EAN silver 4007841 020385
 EAN anthracite 4007841 020378

L 631 LED
 EAN silver 4007841 020408
 EAN anthracite 4007841 020392

Squaring light. L 220/224 LED

Simple solution - powerful effect! The L 220/224 LED sensor-switched outdoor lights brighten every entrance with a modern look and soft ambient lighting. The square lights provide optimum illumination thanks to modern LED technology and a light output of 550 lumens at a power consumption of 7.5 watts. The integrated sensor detects reliably with an angle of coverage of 180° and switches the light on and off automatically. The L 220 LED has a large front surface, on which the house numbers included can be ideally attached.

LED	7.5w						
30 years (Ø 4,5h/day)	max. 550lm 73,3lm/W	3000K warm-white	infrared sensor 180°	max. 10m	2-2000 Lux	8sec-35min	shockproof IK07



Technical specifications

Dimensions: (H x W x D) 251 x 246 x 84 mm
 Power supply: 220-240 V, 50 / 60 Hz
 Sensor type: Passive infrared
 Output: 7.5 W
 Brightness L220: 550 lm
 Brightness L224: 410 lm
 Efficiency L220: 73.3 lm/W
 Efficiency L224: 54.7 lm/W
 Colour temperature: 3000 K / SDCM 3
 Colour rendering: Ra ≥ 80
 LED life expectancy: 50,000 h (L70B10 to LM80)
 LED cooling system: Passive Thermo Control
 Angle of coverage: 180°







Reach: max. 10 m
 Twilight setting: 2-2000 lux
 Time setting: 8 sec - 35 min min
 IP rating: IP 44
 Protection class: II
 Material: UV-resistant plastic with stainless steel trim
 Impact resistance: IK07
 Temperature range: -20 to +50°C
 Accessory: Sheet of house numbers (L 220 LED)

L 224 LED
 EAN stainless steel 4007841 033231
 EAN anthracite 4007841 033224

L 220 LED
 EAN stainless steel 4007841 010454

High Light. L 240 / 244 LED

The rectangular L 240 / 244 LED sensor-switched outdoor lights cut an impressive figure with their vertical design and soft ambient lighting. Modern LED technology with a light output of up to 570 lm: these slimline, elegant lights ensure perfect illumination - at a power consumption of 7.5 watts! The integrated sensor has an angle of coverage of 180° and ensures that the light switches on and off reliably and automatically.

LED	7.5w						
30 years (Ø 4,5h/day)	max. 570lm 76lm/W	3000K warm-white	infrared sensor 180°	max. 10m	2-2000 Lux	8sec-35min	shockproof IK07



LONG LIFE
LED

Elegant ambient lighting.

STEINEL
LED system.

Rustproof
stainless steel trim.

L244 LED

Swivelling
precision
IR sensor.



L 240 LED



stainless
steel

anthracite

stainless
steel

Technical specifications

Dimensions: (H x W x D) 305 x 165 x 81 mm
 Power supply: 220-240 V, 50 / 60 Hz
 Sensor type: Passive infrared
 Output: 7.5 W
 Brightness L240: 570 lm
 Brightness L244: 500 lm
 Efficiency L240: 76.0 lm/W
 Efficiency L244: 66.7 lm/W
 Colour temperature: 3000 K / SDCM 3
 Colour rendering: Ra ≥ 80
 LED life expectancy: 50,000 h (L70B10 to LM80)
 LED cooling system: Passive Thermo Control
 Angle of coverage: 180°

Reach: max. 10 m
 Twilight setting: 2-2000 lux
 Time setting: 8 sec - 35 min min
 IP rating: IP 44
 Protection class: II
 Material: UV-resistant plastic with stainless steel trim
 Impact resistance: IK07
 Temperature range: -20 to +50°C

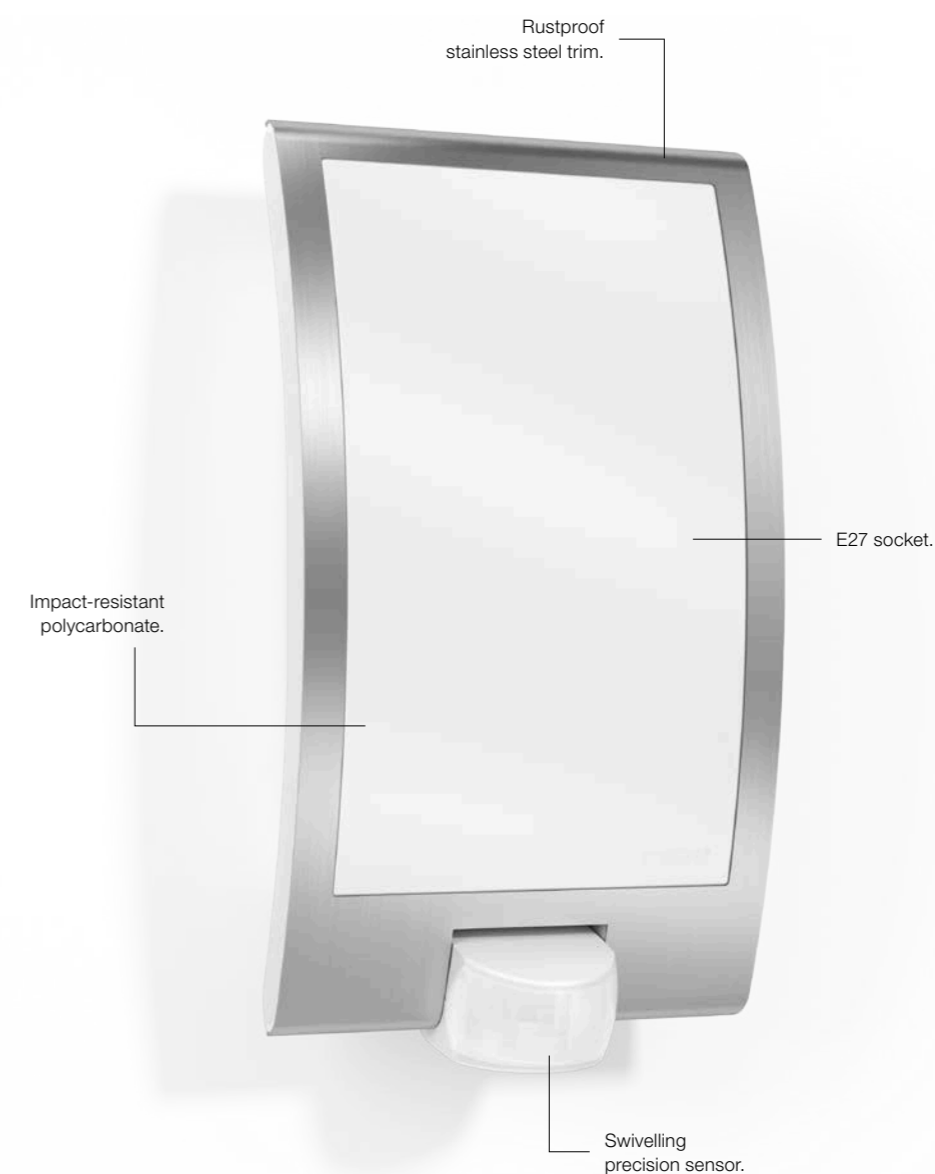


L 240 LED
 EAN stainless steel 4007841 010461

L 244 LED
 EAN stainless steel 4007841 033255
 EAN anthracite 4007841 033248

Modern design for a bright future.

L 22

The attractively priced gateway to the world of automatic lighting. Inviting appearance, proven technology: Whether at the entrance, next to the building or on the patio - the L 22 sensor-switched outdoor light scores with clean lines and reliable STEINEL sensor technology. The light features a rustproof stainless-steel trim and, thanks to its translucent housing, provides inviting and evenly spread ambient lighting. Practical: the sensor and light diffuser are made of impact-resistant polycarbonate. With an E27 socket for filament light bulbs, low-energy lamps or LED lamps.



Technical specifications
 Dimensions: (H x W x D) 286 x 162 x 85 mm
 Power supply: 230–240 V, 50 / 60 Hz
 Sensor type: Passive infrared
 Output: max. 60 W, E27 socket
 Angle of coverage: 180°
 Reach: max. 10 m
 Twilight setting: 2–2000 lux
 Time setting: 8 sec – 35 min min
 IP rating: IP 44
 Protection class: II
 Material: UV-resistant plastic with stainless steel trim
 Impact resistance: IK07
 Temperature range: -20°C to +40°C

L 22
 EAN 4007841 009816

New ray of light for old sockets. Sensorlight **LED** 6W

On automatically in the evening - off automatically in the morning: our photo-cell-controlled light for lower energy costs when using standard luminaires. The ideal solution for those who have fallen in love with their conventional luminaires at home. The Sensorlight LED comes in the form of a conventional light bulb and fits all E27 sockets. The integrated photo-cell controller automatically switches the LED light on when darkness falls and off again in the morning. With an LED life expectancy of 25,000 hours.

LED	6w				
25.000 h	489lm 81,5 lm/W	3200K warm-white	15 Lux	6W=43W	156°



Technical specifications

Dimensions: (H x W x D) Ø60 x 105 mm
 Power supply: 230–240 V, 50 / 60 Hz
 Socket: E27
 Sensor type: Photo-cell controller
 Output: 6 W
 Brightness: 489 lm
 Efficiency: 81.5 lm/W
 Comparable light bulb output: 43 W
 Colour temperature: 3200K
 Colour rendering: Ra ≥ 80
 Beam angle: 156°
 LED life expectancy: 25,000 h
 LED cooling system: Passive Thermo Control
 Twilight setting: 15 lux
 IP rating: IP 20
 Material: plastic with aluminium fitting
 Temperature range: -20 to +40°C

Sensorlight LED 6W

EAN 4007841 013615



The greatest potential hidden within our own four walls.

Our sensor-switched indoor lights are enjoying more and more attention. Why is this?

Familiar? You forget to turn the light off when leaving the room and you soon end up with lights left on in the basement, in the workshop, in the hobby room, in the bathroom or in the loft space, sometimes for hours or days on end. This is still the norm and reality and completely defeats the object of trying to live energy-efficiently and cost-effectively.

STEINEL sensor technology offers reliable help here. The light orientates itself on people - and is only switched on if there is a person in the room. The result: lower costs and less impact on the environment and also, greater convenience.


Because sensor-switched lights are also becoming more and more important indoors, we have developed several new models - be inspired.

Tasteful design for indoors.

RS LED M1

Ideal for indoor use on walls and ceilings: the combination of ambient lighting, good illumination and intelligent technology. The new LED indoor lights with integrated high-frequency sensors provide a light output of 530 lumens and are equipped with the latest lighting technology. With a consumption of just eleven watts, the low energy costs will ensure that the master of the house is bright eyed. With optimum illumination and tasteful ambient lighting. The RS LED M1 comes in two design versions.

LED	11w					
30 years (Ø 4,5h/day)	530lm 48lm/W	3000K warm-white	360°	Ø3-8m	2-2000 Lux	5sec -15min



Technical specifications

Dimensions: (H x W x D) 200 x 200 x 53 mm
 Power supply: 220-240 V, 50 / 60 Hz
 Sensor type: High-frequency sensor
 Output: max. 11 W
 Brightness: 530 lm
 Efficiency: 48 lm/W
 Colour temperature: 3000 K / SDCM 3
 Colour rendering: Ra ≥ 80
 LED life expectancy: 50,000 h (L70B10 to LM80)
 LED cooling system: Passive Thermo Control
 Angle of coverage: 360°
 Reach: Ø 3-8 m
 Twilight setting: 2-2000 lux


Time setting: 5 sec - 15 min
 IP rating: IP 20
 Protection class: II
 Material: UV-resistant plastic
 Temperature range -10 to +30°C

RS LED M1

EAN stainless steel 4007841 033187
 EAN chrome 4007841 033194

Set elegant accents. RS LED M2

Even greater design possibilities for sophisticated residential environments.
LED indoor lights with integrated high-frequency sensor in a material translucent throughout impress with a light output of 560 lumens for optimum illumination and classy ambient light. And the consumption of just eleven watts is also impressive. The RS LED M2 comes in two attractive design versions.










Technical specifications
Dimensions: (H x W x D) 220 x 220 x 67 mm
Power supply: 220–240 V, 50 / 60 Hz
Sensor type: High-frequency sensor
Output: max. 11 W
Brightness: 560 lm
Efficiency: 51 lm/W
Colour temperature: 3000 K / SDCM 3
Colour rendering: Ra ≥ 80
LED life expectancy: 50,000 h (L70B10 to LM80)
LED cooling system: Passive Thermo Control
Angle of coverage: 360°
Reach: Ø 1–6 m
Twilight setting: 2–2000 lux


Time setting: 5 sec - 15 min
IP rating: IP 20
Protection class: II
Material: UV-resistant plastic
Temperature range: -10 to +30 °C

RS LED M2
EAN chrome 4007841 033217
EAN silver 4007841 013646

Evolution of a classic.
RS 16 LED

Technology leap for one of our most popular and cost efficient sensor-switched indoor lights. The latest LED technology, high-frequency sensor and interconnectability launches the RS 16 LED into a new dimension of comfort. With a light output of 873 lumens and a consumption of just nine watts, this luminaire uses up to 90% less electricity. The sleek design is particularly suitable for corridors, hallways or stairwells. The plastic cover provides an atmospheric light diffusion.

LED	9w							
30 years (Ø 4,5h/day)	873lm 97 lm/W	4000K neutral-white	360°	Ø3-8m	2-2000 Lux	8sec-35min	soft light start	connectable via cable



Technical specifications

Dimensions: (H x W x D) Ø 255 x 92 mm
 Power supply: 220-240 V, 50 / 60 Hz
 Sensor type: High-frequency sensor
 Output: 9 W
 Brightness: 873 lm
 Efficiency: 97 lm/W
 Colour temperature: 4000 K / SDCM 3
 Colour rendering: Ra ≥ 80
 LED life expectancy: 50,000 h (L70B10 to LM80)
 LED cooling system: Passive Thermo Control
 Angle of coverage: 360° with 160° angle of aperture
 Reach: Ø 3-8 m

Twilight setting: 2-2000 lux
 Time setting: 8 sec - 35 min min
 Soft light start: Yes
 IP rating: IP 44
 Protection class: II
 Material: UV-resistant plastic
 Temperature range: -20 to +40°C

RS 16 LED
 EAN 4007841 008383



Why a modern home should rely on its senses.

Only with the right sensors can light be controlled intelligently. But not only that. Whether installed in a luminaire, as an individual device or interconnected: sensors play an integral role in modern building automation. More and more home owners use sensors to control various functions in and around the home and as a result enjoy that extra convenience and security. STEINEL recognised this sign of modern times a long time ago and satisfies the requirements of customers with innovative light- and sensor solutions for the most diverse of applications. Simple installation and user-friendly operation are also decisive ingredients for success - and the basis for impressive professional control applications that often go far beyond simply turning lights on and off. Interconnection is the issue of our time. This also applies to the four walls of home. Therefore, we actively strive for cooperation with other significant organisations in this sector to research intelligent solutions together and to set the standards of tomorrow. You will find sensors and intelligent smart home solutions on the following pages that make life simpler and more comfortable. Have fun discovering!

The multi-talent for indoors and outdoors. IS 360-3

The infrared ceiling sensor that satisfies all demands and is really simple to install. Simply genius: Sophisticated technology that is installed and configured in just a few steps thanks to a clever installation concept. Thanks to its three pyro sensors, the infrared surface-mounted sensor has an impressive 360° angle of coverage and a range of up to 12 metres. The detection zone can be set to any requirement by fitting shrouds. The IS 360-3 is available in black and white.



360° max. 12m 2-2000 Lux 8sec-35min IP54



Technical specifications

Type: Motion detector
 Dimensions: (H x W x D) 82 x 82 x 21 mm
 Power supply: 230–240 V, 50 / 60 Hz
 Sensor type: Passive infrared
 Suitable for use: outdoors and indoors
 Installation: ceiling
 Output: max. 2000 W (resistive load),
 max. 8 fluorescent lamps / LED lamps C ≤ 176 µF
 Angle of coverage: 360°
 Capability of masking out individual segments: Yes
 Reach: max. 12 m
 Twilight setting: 2–2000 lux
 Time setting: 8 sec – 35 min min

IP rating: IP 54
 Protection class: II
 Material: UV-resistant plastic
 Accessories: shrouds

IS 360-3
 EAN white 4007841 006532
 EAN black 4007841 006525

STEINEL inside. Intelligent technology for installation. IS 360-1 DE

The perfect infrared sensor for installing in projecting roofs and suspended ceilings.
The IS 360-1 DE has a reach of up to 4 metres and an impressive 360° angle of coverage. The detection zone can be adjusted where necessary by using shrouds. The manual override function can be set to provide permanent lighting. The IS 360-1 DE is available in black and white.



360° max. 4m 2-2000 Lux 8sec-35min IP54



Technical specifications

Type: Motion detector
 Dimensions: (H x W x D) Ø 78 x 89 mm
 Power supply: 230 – 240 V, 50 / 60 Hz
 Sensor type: Passive infrared
 Suitable for use: outdoors and indoors
 Mounting: In-ceiling installation 68 mm
 Output: max. 1000 W (resistive load),
 max. 6 fluorescent lamps / LED lamps C ≤ 132 µF
 Angle of coverage: 360°
 Capability of masking out individual segments: Yes
 Reach: max. 4 m
 Twilight setting: 2–2000 lux
 Time setting: 8 sec – 35 min

IP rating: IP 54
 Protection class: II
 Material: UV-resistant plastic
 Accessories: shroud

IS 360-1 DE

EAN white 4007841 032845
 EAN black 4007841 032852

Smart Friends.

An alliance for intelligent, interconnected technology in the household - very simple to install.

Four strong brands combine their expertise.

Thanks to Smart Friends, everybody can equip their home with intelligent technology. The Smart Friends box is the heart of the system. It is connected to the WiFi router and communicates wirelessly with the individual system components.

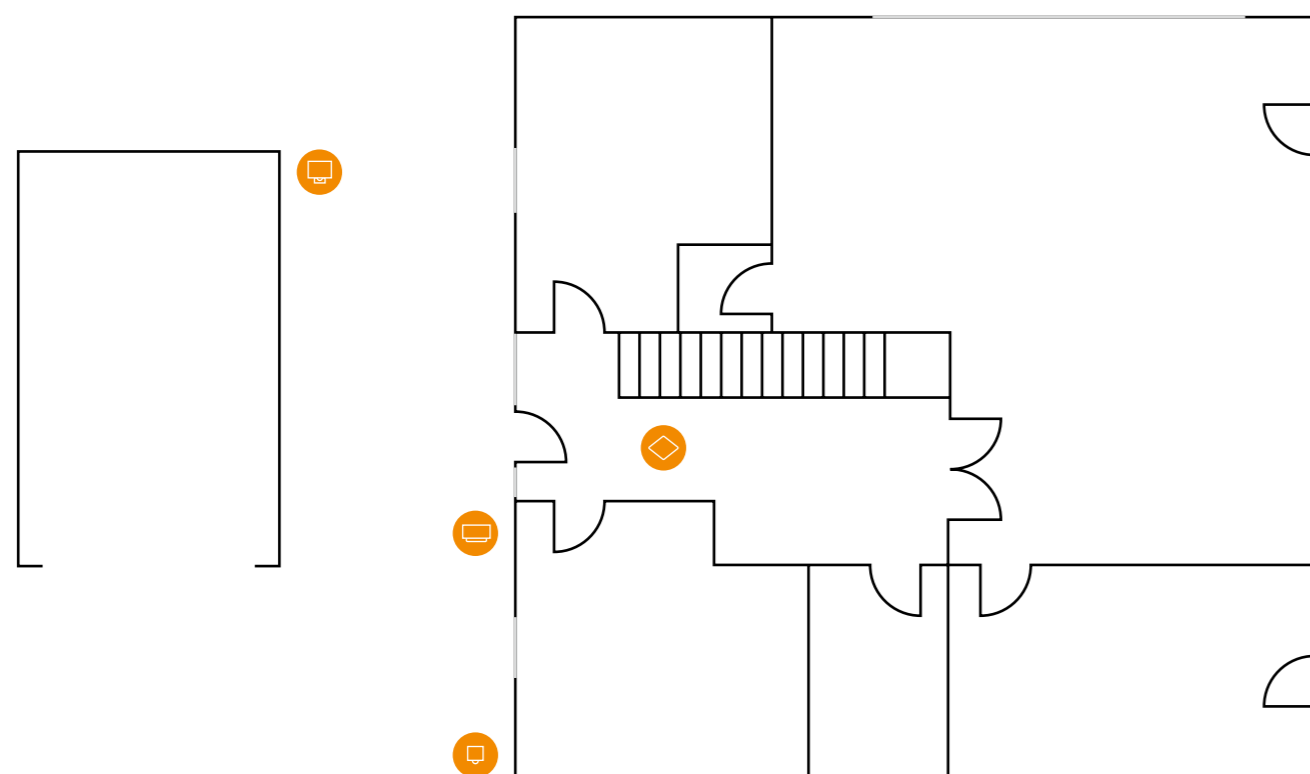
STEINEL sensor-switched lights and floodlights become part of an intuitively operated and extremely secure SmartHome system thanks to Smart Friends. Through this cooperation with strong brand partners, STEINEL is forging new paths in the control of functions around the home. Alongside STEINEL products, PAULMANN indoor lights, SCHELLENBERG roller shutters and awnings as well as ABUS alarm systems can be interconnected and controlled via smartphone or tablet very easily.



Option 1: Interconnecting Steinel lights and sensors

The gateway to the Smart Friends system. For everybody who simply wants to interconnect sensor-controlled lighting. In our example, the sensor is located on the outside wall of the home. This detects arriving vehicles or people approaching the entrance doors. The outdoor light alongside the entrance door, the floodlight opposite and even an indoor light from STEINEL are immediately switched on via wireless link. This increases security and is convenient.

With this option, the STEINEL products are used autonomously and without a Smart Friends box.

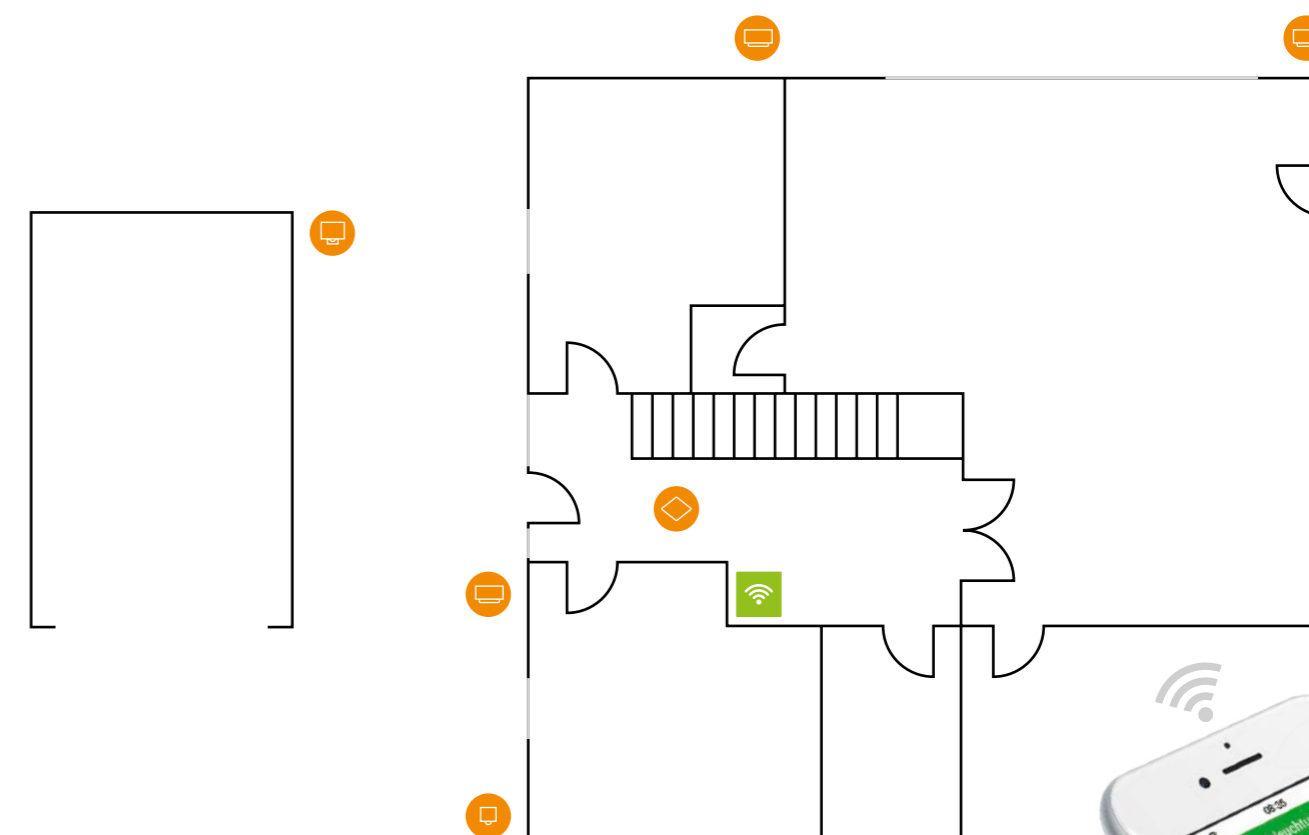


Sensor-switched lights and sensors
Proven STEINEL products equipped with the Smart Friends technology are the perfect components for lighting control and sensor information.



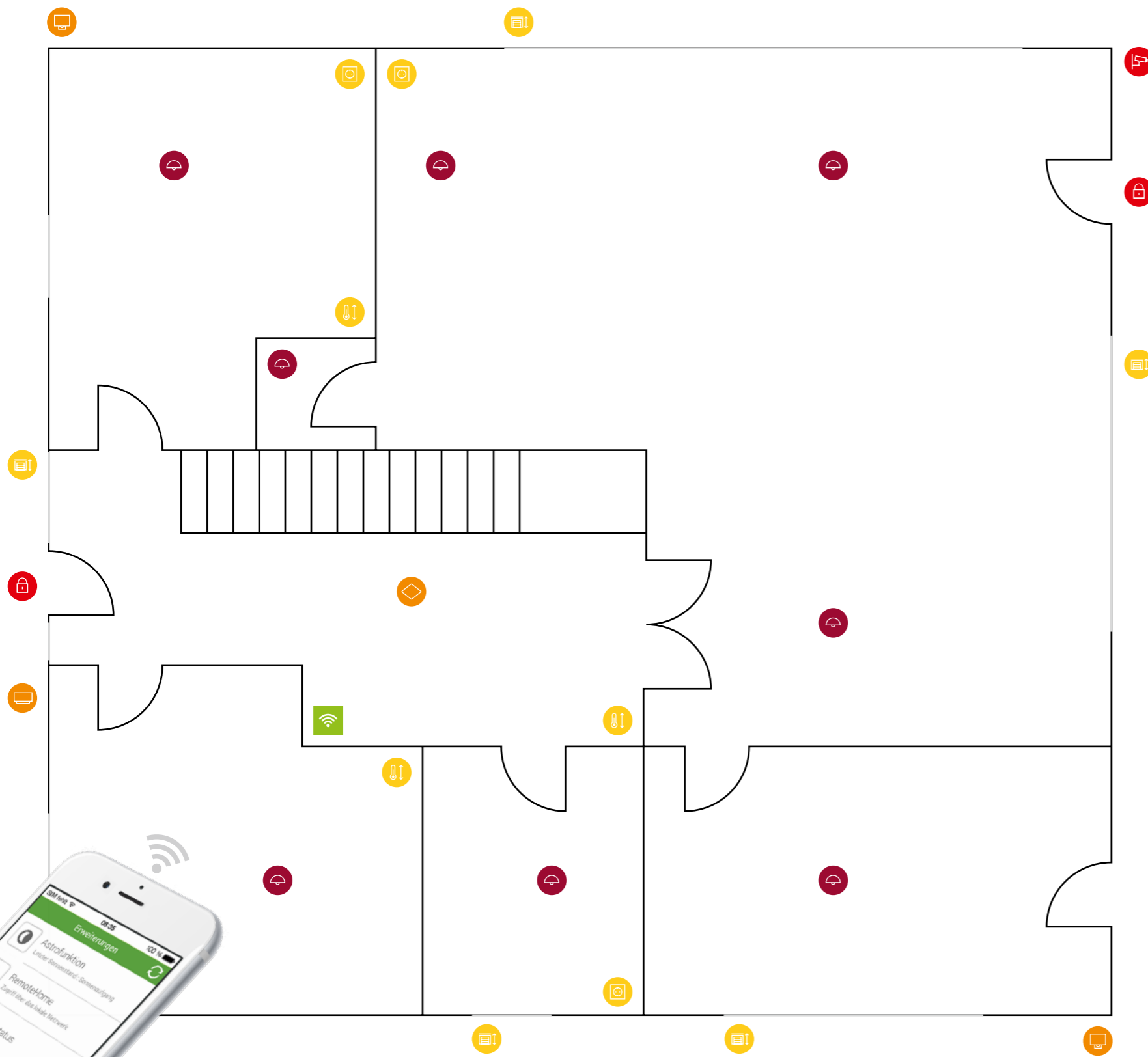
Option 2: Lighting management in the home

To interconnect the lighting in and around the home intelligently, the STEINEL products are connected wirelessly via the Smart Friends box. The desired lighting scenarios can then be controlled from anywhere conveniently and intuitively via tablet or smartphone. The household lighting management system is ready.



App control via the Smart Friends box
With the Smart Friends app (Android and iOS), standard smartphones and tablets can be used as a convenient way of controlling lighting from anywhere in the world.













Option 3: Automation of the entire home

The expansion potential of the Smart Friends system is impressive. Alongside lighting, Smart Friends partner products can be used for controlling roller shutters, alarm systems, heating thermostats and much more. The system has been developed in such a way that it can be configured simply and safely by any ambitious non-specialist.



STEINEL

-  Sensor-switched outdoor lights
-  Motion detectors
-  Sensor-switched floodlights
-  Sensor-switched indoor lights

SCHELLENBERG

-  Roller shutters
-  Awning drives
-  Plug sockets
-  Radiators

ABUS

-  Alarm system
-  Locking systems

PAULMANN

-  Indoor lights

Smart Friends. Stars of the STEINEL range with the most modern of interconnection technology.

STEINEL has opted for the Z-wave wireless standard for its SmartHome products. This means that all STEINEL SmartHome products can also be used without a problem in all other SmartHome systems that use the Z-wave wireless standard.



Sensor IS 140-2 Z-Wave

Technical specifications

Dimensions: (W x H x D) 70 x 86 x 95 mm
 Power supply: 230 – 240 V, 50 Hz
 Sensor type: Passive infrared
 Suitable for use: indoors and outdoors
 Mounting: wall
 Output: max. 2000 W (resistive load), max. 6 fluorescent lamps / LED lamps $C \leq 132 \mu\text{F}$
 Detection angle: 140° with sneak-by guard
 Swivelling range: 180°
 Tilting range: 90°

Reach: max. 14 m (temperature-stabilised)
 Twilight setting: 2 – 2,000 lx
 Time setting: 8 sec – 35 min
 IP rating: IP 54
 Protection class II
 Accessory: including surface mounting adapter

IS 140-2 Z-Wave
 EAN white 4007841 029814
 EAN black 4007841 029807



Sensor-switched indoor light RS PRO LED D2 Z-Wave

Technical specifications

Dimensions (H x W x D): 300 x 300 x 65.5 mm
 Power supply: 220 – 240V, 50 / 60 Hz
 Sensor type: High frequency
 Transmission power: approx. 1 mW
 HF technology: 5.8 GHz
 Output: 11 W
 Brightness: 600 lm
 Efficiency: 54.5 lm/W
 Colour temperature: 3000K / SDCM 3
 Colour rendering: $R_a \geq 80$
 LED life expectancy: 50,000 h (L70B10 to LM80)
 LED cooling system: Passive Thermo Control
 Angle of coverage: 360° with 160° angle of aperture

Detection: if necessary, through glass, wood and stud walls
 Reach: max. \varnothing 3–8m, infinitely variable
 Response brightness: 2 – 2000 lx
 Time setting: 5 sec – 15 min
 IP rating: IP 20
 Protection class: II
 Material: UV-resistant plastic and plastic diffuser
 Temperature range: -10 to +40°C

RS PRO LED D2 Z-Wave
 EAN 4007841 029852



Sensor-switched outdoor light L 810 LED Z-Wave

Technical specifications

Dimensions: (H x W x D) 88 x 230 x 145 mm
 Power supply: 230 – 240V, 50 Hz
 Sensor type: iHF (intelligent high-frequency technology)
 Transmission power: approx. 1 mW
 HF technology: 5.8 GHz
 Output: 12.5 W
 Brightness: 612 lm
 Efficiency: 49 lm/W
 Colour temperature: 3000K / SDCM 3
 Colour rendering: $R_a \geq 80$
 LED life expectancy: 50,000 h (L70B10 to LM80)
 LED cooling system: Active and Passive Thermo Control

Angle of coverage: 160°
 Reach: 1 – 5 m
 Twilight setting: 2–2000 lx
 Time setting: 5 sec – 15 min
 Basic light level: 10%
 Soft light start: Yes
 Manual override: selectable, 4 h
 IP rating: IP 44
 Protection class: II
 Material: aluminium, UV-resistant plastic
 Temperature range: -20 to +50°C

L 810 LED Z-Wave
 EAN 4007841 029869



Sensor-switched floodlight XLED home 2 Z-Wave

Technical specifications

Dimensions: (H x W x D) 194 x 180 x 161 mm
 Power supply: 230–240 V, 50 / 60 Hz
 Sensor type: infrared sensor 180°
 Output: 14.8 W
 Brightness: 1184 lm
 Efficiency: 80 lm/W
 Colour temperature: 4000K
 Colour rendering: $R_a \geq 80$
 LED life expectancy: 50,000 h (L70B10 to LM80)
 LED cooling system: HCMC (High thermal conductivity magnesium composite)
 Floodlight swivelling range: 180°
 Floodlight tilting range: 180°
 Angle of coverage: 140°

Sensor swivelling range: 180°
 Sensor tilting range: 90°
 Reach: max. 14 m
 Twilight setting: 2–2000 lux
 Time setting: 8 sec – 35 min
 IP rating: IP 44
 Protection class: II
 Material: UV-resistant plastic
 Temperature range: -20 to +40°C

XLED home 2 Z-Wave
 EAN white 4007841 029821
 EAN black 4007841 029845
 EAN graphite 4007841 033996
 EAN silver 4007841 029838



Smart Friends box (home server)

Technical specifications

Dimensions: (H x W x D) 26 x 140 x 140 mm
 Processor: 800 MHz
 Terminals: 1x Ethernet, 2x USB, network
 External power supply: 5 V / 2 A, GS tested
 Connection to WiFi router with 1 m LAN cable (included)
 Incl. Z-wave wireless
 Incl. Zigbee wireless

Incl. 868 MHz Schellenberg wireless
 Integration of ABUS via LAN on the router
 Energy consumption: 3.5 W
 Main memory: 256 MB
 Flash memory: 512 MB
 Material: plastic

Smart Friends box
 EAN white 4007841 029876





Visionary look at the retail display of tomorrow



Indoor and outdoor lights including overhead sample products on 5 x 1.25 m

STEINEL Vertrieb GmbH | Dieselstrasse 80-84 | 33442 Herzebrock-Clarholz | Germany
Phone +49 (0) 5245-448-0 | Fax +49 (0) 5245-448-197

www.steinel.de | www.facebook.com/steinelgmbh

STEINEL[®]