



TIMELLESS HERITAGE

by Preciosa



About Preciosa Lighting

Our magic lies in the endlessly fascinating ways we combine the elements of glass and light, resulting in uniquely brilliant classical and contemporary fixtures, illuminated glass fountains, walls, ceiling decorations, sculptures and decorative objects.

Three centuries of world-renowned glassmaking skills have been handed down from generation to generation of PRECIOSA master craftsmen. Today, we pair this artistic heritage with state-of-the-art scientific and technological innovations,

enriching, nurturing and further developing the art of illuminating glass, taking it into new realms, imagining and reimagining what is possible.

PRECIOSA Lighting offers complex custom-designed lighting solutions from design through production, installation and follow-up maintenance. We continually refine our portfolio, providing our clientele with the widest selection of design styles, types, and sizes for both commercial and residential use.

The luminaries in the **Timeless Heritage** collection share a common essence: all are entirely handcrafted from **traditional glass** and **metal components**, constructed with precision and the utmost care. They include the most popular classic chandelier designs from our historical archives, complimented with new pieces culminating in a collection unbound by **trend—ageless creations** you can cherish forever.



Lighting Evergreens

Chandeliers of simple shape and clean lines, Lighting Evergreens are subtly decorated with engraving, optical décor or wound glass fibers that make the beauty of the glass the focal point. The two timeless designs, Egmont and Vltava, have been produced at PRECIOSA for over 70 years—the perfect representation of the exquisite art of Czech glass craftsmanship.



KOCO RISTORANTE, THE KOLOWRAT PALACE, PRAGUE, CZECH REPUBLIC

Egmont

This timeless Dutch-style chandelier is composed entirely of hand-blown glass components, designed to be suitable for any interior. It is available in a variety of sizes and colors.



Crystal

Opal

Smoky Taupe

Amber

Carmine

Black Hyalit

1

AS 5519/00/012

DIMENSIONS: Ø 89 cm x ↑ 103 cm

WEIGHT: 15 kg

WATTAGE: 12x E14-40 W

METAL FINISH: CHROMIUM PLATED

COLOR OF GLASS: CRYSTAL

TRIMMINGS: NO TRIMMINGS

PRODUCTION NUMBER:

11 5521 012 06 01 00 00



2

AS 5519/00/008
DIMENSIONS: Ø 62 cm x ↑ 76 cm
WEIGHT: 8 kg
WATTAGE: 8x E14-40 W
METAL FINISH: CHROMIUM PLATED
COLOR OF GLASS: CRYSTAL
TRIMMINGS: NO TRIMMINGS
PRODUCTION NUMBER:
11 5519 008 06 01 00 00



4

AS 5519/00/006
DIMENSIONS: Ø 62 cm x ↑ 76 cm
WEIGHT: 6 kg
WATTAGE: 6x E14-40 W
METAL FINISH: CHROMIUM PLATED
COLOR OF GLASS: CRYSTAL
TRIMMINGS: NO TRIMMINGS
PRODUCTION NUMBER:
11 5519 006 06 01 00 00

3

WS 5519/00/002
DIMENSIONS: Ø 28 cm x ↑ 28 cm x ↗ 21 cm
WEIGHT: 1.5 kg
WATTAGE: 2x E14-40 W
METAL FINISH: CHROMIUM PLATED
COLOR OF GLASS: CRYSTAL
TRIMMINGS: NO TRIMMINGS
PRODUCTION NUMBER:
21 5302 002 06 01 00 00



5

AS 5519/00/005
DIMENSIONS: Ø 62 cm x ↑ 76 cm
WEIGHT: 5.5 kg
WATTAGE: 5x E14-40 W
METAL FINISH: CHROMIUM PLATED
COLOR OF GLASS: CRYSTAL
TRIMMINGS: NO TRIMMINGS
PRODUCTION NUMBER:
11 5519 005 06 01 00 00





6

AS 5519/00/032
DIMENSIONS: Ø 120 cm x ↑ 165 cm
WEIGHT: 54 kg
WATTAGE: 32x E14-40 W
METAL FINISH: CHROMIUM PLATED
COLOR OF GLASS: CRYSTAL
TRIMMINGS: NO TRIMMINGS
PRODUCTION NUMBER:
11 5519 032 06 01 16 00



7

AS 5519/00/021
DIMENSIONS: Ø 99 cm x ↑ 131 cm
WEIGHT: 25 kg
WATTAGE: 21x E14-40 W
METAL FINISH: CHROMIUM PLATED
COLOR OF GLASS: CRYSTAL
TRIMMINGS: NO TRIMMINGS
PRODUCTION NUMBER:
11 5522 021 06 01 00 00



THE PRIVATE RESIDENCE, UAE

Vltava

This chandelier's hand-blown and pulled glass leaf design belies the technical artistry and advanced skill required to shape it from the fiery hot glass. Vltava is available in multiple formats and is well suited to various interior design styles.



8

AS 5406/01/010
DIMENSIONS: Ø 110 cm × ↑ 118 cm
WEIGHT: 30 kg
WATTAGE: 10× E14 - 40 W
METAL FINISH: CHROMIUM PLATED
COLOR OF GLASS: CRYSTAL OPTICAL DECOR
TRIMMINGS: NO TRIMMINGS
PRODUCTION NUMBER:
11 5405 010 06 01 02 00



9

AS 5406/01/008
DIMENSIONS: Ø 75 cm x ↑ 100 cm
WEIGHT: 25 kg
WATTAGE: 8x E14-40 W
METAL FINISH: CHROMIUM PLATED
COLOR OF GLASS: CRYSTAL OPTICAL DECOR
TRIMMINGS: NO TRIMMINGS
PRODUCTION NUMBER:
11 5405 008 06 01 02 00



11

AS 5406/01/005
DIMENSIONS: Ø 59 cm x ↑ 75 cm
WEIGHT: 11 kg
WATTAGE: 5x E14-40 W
METAL FINISH: CHROMIUM PLATED
COLOR OF GLASS: CRYSTAL OPTICAL DECOR
TRIMMINGS: NO TRIMMINGS
PRODUCTION NUMBER:
11 5406 005 06 01 02 00

10

WS 5406/01/002
DIMENSIONS: Ø 40 cm x ↑ 32 cm x ↗ 22.5 cm
WEIGHT: 2 kg
WATTAGE: 2x E14-40 W
METAL FINISH: CHROMIUM PLATED
COLOR OF GLASS: CRYSTAL OPTICAL DECOR
TRIMMINGS: NO TRIMMINGS
PRODUCTION NUMBER:
21 5048 002 06 01 01 00



12

AS 5406/02/008
DIMENSIONS: Ø 75 cm x ↑ 53 cm
WEIGHT: 18 kg
WATTAGE: 8x E14-40 W
METAL FINISH: CHROMIUM PLATED
COLOR OF GLASS: CRYSTAL OPTICAL DECOR
TRIMMINGS: NO TRIMMINGS
PRODUCTION NUMBER:
11 5406 008 06 01 03 00





Bohemian Classic

The cut-glass chandeliers on the following pages are examples of PRECIOSA's collection of hand-made classical lighting for luxury interiors. The richly hand-cut components, resembling fiery gemstones, are complemented with cut trimmings. These traditional style luminaries may be transformed into contemporary designs through the creative use of colored glass or various finishing on the trimmings.



Praha

Prague comes in several size and color variations and has been a pillar of the Bohemian Classic line for more than 50 years.

A contemporary version of this classic chandelier, created with irregularly hung trimmings of different sizes accentuated with a Marea finish, is just one example of the ease with which it can be adapted to contemporary style.



13

AC 5385/00/018
DIMENSIONS: Ø 120 cm x ↑ 150 cm
WEIGHT: 57 kg
WATTAGE: 18x E14-40 W
METAL FINISH: CHROMIUM PLATED
COLOR OF GLASS: CUT CRYSTAL
TRIMMINGS: PREMIUM
PRODUCTION NUMBER:
12 5152 018 06 11 01 70



14

AC 5385/00/012
DIMENSIONS: Ø 93 cm x ↑ 110 cm
WEIGHT: 13 kg
WATTAGE: 12x E14-40 W
METAL FINISH: CHROMIUM PLATED
COLOR OF GLASS: CUT CRYSTAL
TRIMMINGS: PREMIUM
PRODUCTION NUMBER:
12 5385 012 06 11 00 70



15

AC 5385/00/008
DIMENSIONS: Ø 75 cm x ↑ 103 cm
WEIGHT: 10 kg
WATTAGE: 8x E14-40 W
METAL FINISH: CHROMIUM PLATED
COLOR OF GLASS: CUT CRYSTAL
TRIMMINGS: PREMIUM
PRODUCTION NUMBER:
12 5385 008 06 11 01 70

16

WC 5385/00/002
DIMENSIONS: Ø 35 cm x ↑ 18 cm x ↗ 31 cm
WEIGHT: 3 kg
WATTAGE: 2x E14-40 W
METAL FINISH: CHROMIUM PLATED
COLOR OF GLASS: CUT CRYSTAL
TRIMMINGS: PREMIUM
PRODUCTION NUMBER:
22 5138 002 06 11 00 70





17

AC 5385/00/024
DIMENSIONS: Ø 120 cm x ↑ 180 cm
WEIGHT: 80 kg
WATTAGE: 24x E14-40 W
METAL FINISH: CHROMIUM PLATED
COLOR OF GLASS: CUT CRYSTAL
TRIMMINGS: PREMIUM
PRODUCTION NUMBER:
12 5390 024 06 11 00 70



18

AC 5385/02/052
DIMENSIONS: Ø 190 cm x ↑ 315 cm
WEIGHT: 210 kg
WATTAGE: 48x E14-40 W + 4x E27-60 W
METAL FINISH: CHROMIUM PLATED
COLOR OF GLASS: CUT CRYSTAL
TRIMMINGS: PREMIUM CRYSTAL + MAREA PLATED
PRODUCTION NUMBER:
12 5390 052 06 11 00 70

PRODUCTION NUMBER:
12 5390 052 06 11 01 70
SEE PICTURE 18 ONLY CHANGE TRIMMINGS:
PREMIUM CRYSTAL



THE PRIVATE RESIDANCE, UAE

Jablonec

A wedding bouquet and its symbolism of tenderness and beauty was the inspiration for this lovely luminary with its delicately engraved end-piece. Often called The Wedding Chandelier, Jablonec is available in many variations, among them designs with colorful trimmings.



19

AC 5391/00/027
DIMENSIONS: Ø 137 cm × ↑ 200 cm
WEIGHT: 120 kg
WATTAGE: 27x E14-40 W
METAL FINISH: CHROMIUM PLATED
COLOR OF GLASS: CUT CRYSTAL
TRIMMINGS: PREMIUM
PRODUCTION NUMBER:
12 5391 027 06 11 00 70



20

AC 5391/00/012
DIMENSIONS: Ø 90 cm x ↑ 100 cm
WEIGHT: 25 kg
WATTAGE: 12x E14-40 W
METAL FINISH: CHROMIUM PLATED
COLOR OF GLASS: CUT CRYSTAL
TRIMMINGS: PREMIUM
PRODUCTION NUMBER:
12 5391 012 06 11 00 70



21

AC 5391/00/008
DIMENSIONS: Ø 75 cm x ↑ 98 cm
WEIGHT: 20 kg
WATTAGE: 8x E14-40 W
METAL FINISH: CHROMIUM PLATED
COLOR OF GLASS: CUT CRYSTAL
TRIMMINGS: PREMIUM
PRODUCTION NUMBER:
12 5391 008 06 11 00 70



22

WC 5391/00/002
DIMENSIONS: Ø 41 cm x ↑ 55 cm x ↗ 27 cm
WEIGHT: 2 kg
WATTAGE: 2x E14-40 W
METAL FINISH: CHROMIUM PLATED
COLOR OF GLASS: CUT CRYSTAL
TRIMMINGS: PREMIUM
PRODUCTION NUMBER:
22 5391 002 06 11 00 70



23

AC 5525/00/020
DIMENSIONS: Ø 80 cm x ↑ 100 cm
WEIGHT: 28 kg
WATTAGE: 20x E14-40 W
METAL FINISH: CHROMIUM PLATED
COLOR OF GLASS: CUT CRYSTAL
TRIMMINGS: STANDARD
PRODUCTION NUMBER:
12 5525 020 06 11 00 35



24

AC 5525/00/012
DIMENSIONS: Ø 67 cm x ↑ 80 cm
WEIGHT: 18 kg
WATTAGE: 12x E14-40 W
METAL FINISH: CHROMIUM PLATED
COLOR OF GLASS: CUT CRYSTAL
TRIMMINGS: STANDARD
PRODUCTION NUMBER:
12 5525 012 06 11 00 35



25

AC 5525/00/003
DIMENSIONS: Ø 40 cm x ↑ 50 cm
WEIGHT: 3 kg
WATTAGE: 3x E14-40 W
METAL FINISH: CHROMIUM PLATED
COLOR OF GLASS: CUT CRYSTAL
TRIMMINGS: STANDARD
PRODUCTION NUMBER:
12 5525 003 06 11 00 35



26

AC 5525/00/008
DIMENSIONS: Ø 65 cm x ↑ 65 cm
WEIGHT: 12 kg
WATTAGE: 8x E14-40 W
METAL FINISH: CHROMIUM PLATED
COLOR OF GLASS: CUT CRYSTAL
TRIMMINGS: STANDARD
PRODUCTION NUMBER:
12 5525 008 06 11 00 35



27

AC 5525/00/006
DIMENSIONS: Ø 52 cm x ↑ 55 cm
WEIGHT: 8 kg
WATTAGE: 6x E14-40 W
METAL FINISH: CHROMIUM PLATED
COLOR OF GLASS: CUT CRYSTAL
TRIMMINGS: STANDARD
PRODUCTION NUMBER:
12 5525 006 06 11 00 35



28

AC 5525/00/025
DIMENSIONS: Ø 87 cm x ↑ 125 cm
WEIGHT: 30 kg
WATTAGE: 25x E14-40 W
METAL FINISH: CHROMIUM PLATED
COLOR OF GLASS: CUT CRYSTAL
TRIMMINGS: STANDARD
PRODUCTION NUMBER:
12 5525 025 06 11 00 35



THE PRIVATE RESIDENCE, UAE

Sizera

This luminary, decorated with simple cuts and glass stems and flowers, is well known for its chalice-shaped glass bowl symbolizing hospitality.



29

AC 5497/00/044
DIMENSIONS: Ø 147 cm x ↑ 305 cm
WEIGHT: 75 kg
WATTAGE: 6x E14-40 W + 38x E27-60 W
METAL FINISH: ANTIQUE GOLD PATINA
COLOR OF GLASS: CUT CRYSTAL
TRIMMINGS: PREMIUM
PRODUCTION NUMBER:
12 5497 044 85 11 00 70



30

AC 5496/02/012
DIMENSIONS: Ø 99 cm x ↑ 135 cm
WEIGHT: 20 kg
WATTAGE: 12x E14-40 W
METAL FINISH: 24K GOLD PLATED
COLOR OF GLASS: CUT CRYSTAL
TRIMMINGS: PREMIUM
PRODUCTION NUMBER:
12 5496 012 12 11 02 70



31

AC 5496/02/006
DIMENSIONS: Ø 67 cm x ↑ 87 cm
WEIGHT: 11 kg
WATTAGE: 6x E14-40 W
METAL FINISH: 24K GOLD PLATED
COLOR OF GLASS: CUT CRYSTAL
TRIMMINGS: PREMIUM
PRODUCTION NUMBER:
12 5496 006 12 11 02 70



32

WC 5496/02/002
DIMENSIONS: Ø 37 cm x ↑ 54 cm x ↗ 26 cm
WEIGHT: 3 kg
WATTAGE: 2x E14-40 W
METAL FINISH: 24K GOLD PLATED
COLOR OF GLASS: CUT CRYSTAL
TRIMMINGS: PREMIUM
PRODUCTION NUMBER:
22 5496 002 12 11 02 70



33

AC 5427/00/008
DIMENSIONS: Ø 61 cm x ↑ 81 cm
WEIGHT: 15 kg
WATTAGE: 8x E14-40 W
METAL FINISH: CHROMIUM PLATED
COLOR OF GLASS: CUT CRYSTAL
TRIMMINGS: PREMIUM
PRODUCTION NUMBER:
12 5427 008 06 11 00 70

34

WC 5427/00/002
DIMENSIONS: Ø 35 cm x ↑ 43 cm x ↗ 19 cm
WEIGHT: 2 kg
WATTAGE: 2x E14-40 W
METAL FINISH: CHROMIUM PLATED
COLOR OF GLASS: CUT CRYSTAL
TRIMMINGS: PREMIUM
PRODUCTION NUMBER:
22 5427 002 06 11 00 70



35

AC 5427/00/012
DIMENSIONS: Ø 85 cm x ↑ 130 cm
WEIGHT: 19 kg
WATTAGE: 12x E14-40 W
METAL FINISH: CHROMIUM PLATED
COLOR OF GLASS: CUT CRYSTAL
TRIMMINGS: PREMIUM
PRODUCTION NUMBER:
12 5427 012 06 11 00 70



36

AC 5408/00/008

DIMENSIONS: Ø 85 cm x ↑ 91 cm

WEIGHT: 15 kg

WATTAGE: 8x E14-40 W

METAL FINISH: CHROMIUM PLATED

COLOR OF GLASS: CUT CRYSTAL

TRIMMINGS: PREMIUM

PRODUCTION NUMBER:

12 5408 008 06 11 00 70



37

AC 5408/00/012

DIMENSIONS: Ø 95 cm x ↑ 98 cm

WEIGHT: 27 kg

WATTAGE: 12x E14-40 W

METAL FINISH: CHROMIUM PLATED

COLOR OF GLASS: CUT CRYSTAL

TRIMMINGS: PREMIUM

PRODUCTION NUMBER:

12 5408 012 06 11 00 70



38

CC 5408/00/008
DIMENSIONS: Ø 68 cm x ↑ 45 cm
WEIGHT: 7.5 kg
WATTAGE: 8x E14-40 W
METAL FINISH: CHROMIUM PLATED
COLOR OF GLASS: CUT CRYSTAL
TRIMMINGS: PREMIUM
PRODUCTION NUMBER:
52 5408 008 06 11 00 70



40

CC 5408/00/012
DIMENSIONS: Ø 85 cm x ↑ 55 cm
WEIGHT: 12 kg
WATTAGE: 12x E14-40 W
METAL FINISH: CHROMIUM PLATED
COLOR OF GLASS: CUT CRYSTAL
TRIMMINGS: PREMIUM
PRODUCTION NUMBER:
52 5408 012 06 11 00 70



39

WC 5408/00/001
DIMENSIONS: Ø 14 cm x ↑ 35 cm x ↗ 28 cm
WEIGHT: 1.7 kg
WATTAGE: 1x E14-40 W
METAL FINISH: CHROMIUM PLATED
COLOR OF GLASS: CUT CRYSTAL
TRIMMINGS: PREMIUM
PRODUCTION NUMBER:
22 5408 001 06 11 00 70



41

WC 5408/00/002
DIMENSIONS: Ø 32 cm x ↑ 40 cm x ↗ 23 cm
WEIGHT: 2 kg
WATTAGE: 2x E14-40 W
METAL FINISH: CHROMIUM PLATED
COLOR OF GLASS: CUT CRYSTAL
TRIMMINGS: PREMIUM
PRODUCTION NUMBER:
22 5408 002 06 11 00 70



Lested



42

CC 5444/00/003
DIMENSIONS: Ø 49 cm × ↑ 20 cm
WEIGHT: 6 kg
WATTAGE: 3× E14-40 W
METAL FINISH: CHROMIUM PLATED
COLOR OF GLASS: CUT CRYSTAL
TRIMMINGS: NO TRIMMINGS
PRODUCTION NUMBER:
52 5444 003 06 11 00 00



44

AC 5444/00/006
DIMENSIONS: Ø 78 cm × ↑ 65 cm
WEIGHT: 15 kg
WATTAGE: 6× E14-40 W
METAL FINISH: CHROMIUM PLATED
COLOR OF GLASS: CUT CRYSTAL
TRIMMINGS: NO TRIMMINGS
PRODUCTION NUMBER:
12 5444 006 06 11 00 00



45

WC 5444/00/002
DIMENSIONS: Ø 50 cm × ↑ 43 cm × ↗ 26 cm
WEIGHT: 3.8 kg
WATTAGE: 2× E14-40 W
METAL FINISH: CHROMIUM PLATED
COLOR OF GLASS: CUT CRYSTAL
TRIMMINGS: NO TRIMMINGS
PRODUCTION NUMBER:
22 5444 002 06 11 00 00



43

AC 5444/00/012
DIMENSIONS: Ø 90 cm × ↑ 110 cm
WEIGHT: 26 kg
WATTAGE: 12× E14-40 W
METAL FINISH: CHROMIUM PLATED
COLOR OF GLASS: CUT CRYSTAL
TRIMMINGS: NO TRIMMINGS
PRODUCTION NUMBER:
12 5444 012 06 11 00 00



46

AC 5460/01/020
DIMENSIONS: Ø 105 cm x ↑ 66 cm
WEIGHT: 30 kg
WATTAGE: 18x E14-40 W + 2x G9-25 W
METAL FINISH: CHROMIUM PLATED
COLOR OF GLASS: CUT CRYSTAL
TRIMMINGS: PREMIUM
PRODUCTION NUMBER:
18 5460 020 06 11 01 70



47

AC 5460/03/020
DIMENSIONS: Ø 105 cm x ↑ 66 cm
WEIGHT: 31 kg
WATTAGE: 18x E14-40 W + 2x G9-25 W
METAL FINISH: POLISHED BRASS
COLOR OF GLASS: CUT CRYSTAL + CHIARO LUSTRE
TRIMMINGS: PREMIUM HONEY PLATED
PRODUCTION NUMBER:
18 5460 020 07 06 07 70





48

AC 5445/02/006
DIMENSIONS: Ø 61 cm x ↑ 58 cm
WEIGHT: 7.5 kg
WATTAGE: 6x E14-40 W
METAL FINISH: POLISHED BRASS
COLOR OF GLASS: CUT CRYSTAL + CHIARO LUSTRE
TRIMMINGS: PREMIUM HONEY PLATED
PRODUCTION NUMBER:
12 5445 006 07 06 02 70



49

AC 5445/01/006
 DIMENSIONS: Ø 61 cm x ↑ 58 cm
 WEIGHT: 7 kg
 WATTAGE: 6x E14-40 W
 METAL FINISH: CHROMIUM PLATED
 COLOR OF GLASS: CUT CRYSTAL
 TRIMMINGS: PREMIUM JET
 PRODUCTION NUMBER:
 12 5445 006 06 11 01 70



50

AC 5445/01/009
 DIMENSIONS: Ø 65 cm x ↑ 69 cm
 WEIGHT: 9 kg
 WATTAGE: 9x E14-40 W
 METAL FINISH: CHROMIUM PLATED
 COLOR OF GLASS: CUT CRYSTAL
 TRIMMINGS: PREMIUM JET
 PRODUCTION NUMBER:
 12 5445 009 06 11 02 70



51

WC 5445/01/002
 DIMENSIONS: Ø 30 cm x ↑ 26 cm x ↗ 20 cm
 WEIGHT: 2 kg
 WATTAGE: 2x E14-40 W
 METAL FINISH: CHROMIUM PLATED
 COLOR OF GLASS: CUT CRYSTAL
 TRIMMINGS: PREMIUM JET
 PRODUCTION NUMBER:
 22 5177 002 06 11 02 70



52

AC 5445/00/006
DIMENSIONS: Ø 61 cm x ↑ 58 cm
WEIGHT: 7 kg
WATTAGE: 6x E14-40 W
METAL FINISH: CHROMIUM PLATED
COLOR OF GLASS: CUT CRYSTAL
TRIMMINGS: PREMIUM
PRODUCTION NUMBER:
12 5445 006 06 11 00 70

53

WC 5445/00/002
DIMENSIONS: Ø 30 cm x ↑ 36 cm x ↗ 20 cm
WEIGHT: 2 kg
WATTAGE: 2x E14-40 W
METAL FINISH: CHROMIUM PLATED
COLOR OF GLASS: CUT CRYSTAL
TRIMMINGS: PREMIUM
PRODUCTION NUMBER:
22 5177 002 06 11 00 70



54

AC 5445/00/009
DIMENSIONS: Ø 65 cm x ↑ 69 cm
WEIGHT: 9 kg
WATTAGE: 9x E14-40 W
METAL FINISH: CHROMIUM PLATED
COLOR OF GLASS: CUT CRYSTAL
TRIMMINGS: PREMIUM
PRODUCTION NUMBER:
12 5445 009 06 11 01 70





Maria Theresa

Chandeliers bearing the name of Empress Maria Theresa span more than three centuries, first produced 1743 in honor of her coronation as Queen of Bohemia. All Maria Theresa chandeliers include a flat metal arm encircled with strips of glass joined with rosettes and beads. The following pages depict PRECIOSA's updated interpretation of this classic design, including three new variations of ROI and two of the classical BARON, one in the traditional style, the other in a more contemporary design with a metallic finish.



55

AM 5710/00/013
DIMENSIONS: Ø 82 cm x ↑ 63 cm
WEIGHT: 24.5 kg
WATTAGE: 12x E14-40 W + 1x E27-60 W
METAL FINISH: SILVER COLOR
COLOR OF GLASS: CUT CRYSTAL
TRIMMINGS: PREMIUM
PRODUCTION NUMBER:
14 5710 013 06 11 00 70



56

WM 5710/00/002
DIMENSIONS: Ø 25 cm x ↑ 38 cm x ↗ 19 cm
WEIGHT: 2 kg
WATTAGE: 2x E14-40 W
METAL FINISH: SILVER COLOR
COLOR OF GLASS: CUT CRYSTAL
TRIMMINGS: PREMIUM
PRODUCTION NUMBER:
24 5002 002 06 11 08 70



57

AM 5710/05/013
DIMENSIONS: Ø 82 cm x ↑ 63 cm
WEIGHT: 25.5 kg
WATTAGE: 12x E14-40 W + 1x E27-60 W
METAL FINISH: GOLD COLOR
COLOR OF GLASS: CUT CRYSTAL + CHIARO LUSTRE
TRIMMINGS: PREMIUM HONEY PLATED
PRODUCTION NUMBER:
14 5710 013 90 06 16 70





58

AM 5235/00/040
 DIMENSIONS: Ø 152 cm x ↑ 88 cm
 WEIGHT: 75 kg
 WATTAGE: 40x E14-40 W
 METAL FINISH: GOLD COLOR
 COLOR OF GLASS: DECORATED CRYSTAL
 TRIMMINGS: PREMIUM
 PRODUCTION NUMBER:
 14 5210 040 90 11 01 70

59

WM 5235/00/003
 DIMENSIONS: Ø 32 cm x ↑ 34 cm x ↗ 25 cm
 WEIGHT: 3 kg
 WATTAGE: 3x E14-40 W
 METAL FINISH: GOLD COLOR
 COLOR OF GLASS: DECORATED CRYSTAL
 TRIMMINGS: PREMIUM
 PRODUCTION NUMBER:
 24 5003 003 90 11 27 70



60

AM 5235/00/018
 DIMENSIONS: Ø 112 cm x ↑ 68 cm
 WEIGHT: 35 kg
 WATTAGE: 18x E14-40 W
 METAL FINISH: GOLD COLOR
 COLOR OF GLASS: DECORATED CRYSTAL
 TRIMMINGS: PREMIUM
 PRODUCTION NUMBER:
 14 5235 018 90 11 00 70

61

WM 5235/00/002
 DIMENSIONS: Ø 30 cm x ↑ 27 cm x ↗ 23 cm
 WEIGHT: 2 kg
 WATTAGE: 2x E14-40 W
 METAL FINISH: GOLD COLOR
 COLOR OF GLASS: DECORATED CRYSTAL
 TRIMMINGS: PREMIUM
 PRODUCTION NUMBER:
 24 5003 002 90 11 02 70





63

FM 5235/00/005
DIMENSIONS: Ø 55 cm x ↑ 142 cm
WEIGHT: 30 kg
WATTAGE: 5x E14-40 W
METAL FINISH: GOLD COLOR
COLOR OF GLASS: DECORATED CRYSTAL
TRIMMINGS: PREMIUM
PRODUCTION NUMBER:
74 5092 005 90 11 00 70



62

AM 5235/00/005
DIMENSIONS: Ø 55 cm x ↑ 45 cm
WEIGHT: 12 kg
WATTAGE: 5x E14-40 W
METAL FINISH: GOLD COLOR
COLOR OF GLASS: DECORATED CRYSTAL
TRIMMINGS: PREMIUM
PRODUCTION NUMBER:
14 5235 005 90 11 20 70



66

AM 5235/00/012
DIMENSIONS: Ø 78 cm x ↑ 58 cm
WEIGHT: 22 kg
WATTAGE: 12x E14-40 W
METAL FINISH: GOLD COLOR
COLOR OF GLASS: DECORATED CRYSTAL
TRIMMINGS: PREMIUM
PRODUCTION NUMBER:
14 5235 012 90 11 20 70



64

TM 5235/00/001
DIMENSIONS: Ø 13 cm x ↑ 32 cm
WEIGHT: 2 kg
WATTAGE: 1x E14-40 W
METAL FINISH: GOLD COLOR
COLOR OF GLASS: DECORATED CRYSTAL
TRIMMINGS: PREMIUM
PRODUCTION NUMBER:
34 5045 001 90 11 02 70

65

AM 5235/00/008
DIMENSIONS: Ø 65 cm x ↑ 50 cm
WEIGHT: 16 kg
WATTAGE: 8x E14-40 W
METAL FINISH: GOLD COLOR
COLOR OF GLASS: DECORATED CRYSTAL
TRIMMINGS: PREMIUM
PRODUCTION NUMBER:
14 5235 008 90 11 20 70





67

AM 5235/00/008
DIMENSIONS: Ø 65 cm x ↑ 50 cm
WEIGHT: 16 kg
WATTAGE: 8x E14-40 W
METAL FINISH: SILVER COLOR
COLOR OF GLASS: DECORATED CRYSTAL
TRIMMINGS: PREMIUM
PRODUCTION NUMBER:
14 5235 008 06 11 22 70



71

AM 5235/00/005
DIMENSIONS: Ø 55 cm x ↑ 45 cm
WEIGHT: 12 kg
WATTAGE: 5x E14-40 W
METAL FINISH: SILVER COLOR
COLOR OF GLASS: DECORATED CRYSTAL
TRIMMINGS: PREMIUM
PRODUCTION NUMBER:
14 5235 005 06 11 20 70

68

AM 5235/00/012
DIMENSIONS: Ø 78 cm x ↑ 58 cm
WEIGHT: 22 kg
WATTAGE: 12x E14-40 W
METAL FINISH: SILVER COLOR
COLOR OF GLASS: DECORATED CRYSTAL
TRIMMINGS: PREMIUM
PRODUCTION NUMBER:
14 5235 012 06 11 01 70



69

TM 5235/00/001
DIMENSIONS: Ø 13 cm x ↑ 32 cm
WEIGHT: 2 kg
WATTAGE: 1x E14-40 W
METAL FINISH: SILVER COLOR
COLOR OF GLASS: DECORATED CRYSTAL
TRIMMINGS: PREMIUM
PRODUCTION NUMBER:
34 5045 001 06 11 02 70



70

FM 5235/00/005
DIMENSIONS: Ø 55 cm x ↑ 142 cm
WEIGHT: 30 kg
WATTAGE: 5x E14-40 W
METAL FINISH: SILVER COLOR
COLOR OF GLASS: DECORATED CRYSTAL
TRIMMINGS: PREMIUM
PRODUCTION NUMBER:
74 5092 005 06 11 00 70





72

AM 5235/00/018
 DIMENSIONS: Ø 112 cm x ↑ 68 cm
 WEIGHT: 35 kg
 WATTAGE: 18x E14-40 W
 METAL FINISH: SILVER COLOR
 COLOR OF GLASS: DECORATED CRYSTAL
 TRIMMINGS: PREMIUM
 PRODUCTION NUMBER:
 14 5235 018 06 11 00 70



74

AM 5235/00/040
 DIMENSIONS: Ø 152 cm x ↑ 88 cm
 WEIGHT: 75 kg
 WATTAGE: 40x E14-40 W
 METAL FINISH: SILVER COLOR
 COLOR OF GLASS: DECORATED CRYSTAL
 TRIMMINGS: PREMIUM
 PRODUCTION NUMBER:
 14 5210 040 06 11 01 70

73

WM 5235/00/002
 DIMENSIONS: Ø 30 cm x ↑ 27 cm x ↗ 23 cm
 WEIGHT: 2 kg
 WATTAGE: 2x E14-40 W
 METAL FINISH: SILVER COLOR
 COLOR OF GLASS: DECORATED CRYSTAL
 TRIMMINGS: PREMIUM
 PRODUCTION NUMBER:
 24 5003 002 06 11 02 70



75

WM 5235/00/003
 DIMENSIONS: Ø 32 cm x ↑ 34 cm x ↗ 25 cm
 WEIGHT: 3 kg
 WATTAGE: 3x E14-40 W
 METAL FINISH: SILVER COLOR
 COLOR OF GLASS: DECORATED CRYSTAL
 TRIMMINGS: PREMIUM
 PRODUCTION NUMBER:
 24 5003 003 06 11 27 70





76

AM 5235/03/018
 DIMENSIONS: Ø 112 cm x ↑ 68 cm
 WEIGHT: 35 kg
 WATTAGE: 18x E14-40 W
 METAL FINISH: GOLD COLOR
 COLOR OF GLASS: DECORATED CRYSTAL
 TRIMMINGS: PREMIUM HONEY PLATED
 PRODUCTION NUMBER:
 14 5235 018 90 11 07 70



77

AM 5235/03/024
 DIMENSIONS: Ø 125 cm x ↑ 75 cm
 WEIGHT: 55 kg
 WATTAGE: 24x E14-40 W
 METAL FINISH: GOLD COLOR
 COLOR OF GLASS: DECORATED CRYSTAL
 TRIMMINGS: PREMIUM HONEY PLATED
 PRODUCTION NUMBER:
 14 5235 024 92 11 00 70



78

WM 5235/03/003
 DIMENSIONS: Ø 32 cm x ↑ 34 cm x ↗ 25 cm
 WEIGHT: 3 kg
 WATTAGE: 3x E14-40 W
 METAL FINISH: GOLD COLOR
 COLOR OF GLASS: DECORATED CRYSTAL
 TRIMMINGS: PREMIUM HONEY PLATED
 PRODUCTION NUMBER:
 24 5003 003 90 11 20 70



79

FM 5235/03/005
DIMENSIONS: Ø 55 cm x ↑ 142 cm
WEIGHT: 30 kg
WATTAGE: 5x E14-40 W
METAL FINISH: GOLD COLOR
COLOR OF GLASS: DECORATED CRYSTAL
TRIMMINGS: PREMIUM HONEY PLATED
PRODUCTION NUMBER:
74 5092 005 90 11 01 70



81

AM 5235/03/005
DIMENSIONS: Ø 55 cm x ↑ 45 cm
WEIGHT: 12 kg
WATTAGE: 5x E14-40 W
METAL FINISH: GOLD COLOR
COLOR OF GLASS: DECORATED CRYSTAL
TRIMMINGS: PREMIUM HONEY PLATED
PRODUCTION NUMBER:
14 5235 005 90 11 00 70



80

TM 5235/03/001
DIMENSIONS: Ø 13 cm x ↑ 32 cm
WEIGHT: 2 kg
WATTAGE: 1x E14-40 W
METAL FINISH: GOLD COLOR
COLOR OF GLASS: DECORATED CRYSTAL
TRIMMINGS: PREMIUM HONEY PLATED
PRODUCTION NUMBER:
34 5045 001 90 11 01 70

82

AM 5235/03/008
DIMENSIONS: Ø 65 cm x ↑ 50 cm
WEIGHT: 16 kg
WATTAGE: 8x E14-40 W
METAL FINISH: GOLD COLOR
COLOR OF GLASS: DECORATED CRYSTAL
TRIMMINGS: PREMIUM HONEY PLATED
PRODUCTION NUMBER:
14 5235 008 90 11 00 70





83

AM 5235/03/012
DIMENSIONS: Ø 78 cm x ↑ 58 cm
WEIGHT: 22 kg
WATTAGE: 12x E14-40 W
METAL FINISH: GOLD COLOR
COLOR OF GLASS: DECORATED CRYSTAL
TRIMMINGS: PREMIUM HONEY PLATED
PRODUCTION NUMBER:
14 5235 012 90 11 01 70



84

WM 5235/03/002
DIMENSIONS: Ø 30 cm x ↑ 27 cm x ↗ 23 cm
WEIGHT: 2 kg
WATTAGE: 2x E14-40 W
METAL FINISH: GOLD COLOR
COLOR OF GLASS: DECORATED CRYSTAL
TRIMMINGS: PREMIUM HONEY PLATED
PRODUCTION NUMBER:
24 5003 002 90 11 08 70



85

CM 5014/05/008
DIMENSIONS: Ø 70 cm x ↑ 42 cm
WEIGHT: 10 kg
WATTAGE: 8x E14-40 W
METAL FINISH: GOLD COLOR
COLOR OF GLASS: CUT CRYSTAL
TRIMMINGS: PREMIUM HONEY PLATED
PRODUCTION NUMBER:
44 5014 008 90 11 06 70

86

CM 5014/05/006
DIMENSIONS: Ø 55 cm x ↑ 36 cm
WEIGHT: 7 kg
WATTAGE: 6x E14-40 W
METAL FINISH: GOLD COLOR
COLOR OF GLASS: CUT CRYSTAL
TRIMMINGS: PREMIUM HONEY PLATED
PRODUCTION NUMBER:
44 5014 006 90 11 06 70





Light Elegance

Many of these unique pieces, distinguished by their hand-shaped smooth and profiled metal tubes and molded casings, inspired by French and Dutch styles, have been produced at PRECIOSA for more than 60 years. They can be accessorized with simpler cast metal parts, hand-blown glass elements, and various types of trimmings.



87

AL 5154/02/016
DIMENSIONS: Ø 84 cm x ↑ 117 cm
WEIGHT: 30 kg
WATTAGE: 16x E14-40 W
METAL FINISH: ANTIQUE GOLD PATINA
COLOR OF GLASS: CUT CRYSTAL
TRIMMINGS: PREMIUM
PRODUCTION NUMBER:
16 5154 016 85 11 02 70



89

AL 5154/02/010
DIMENSIONS: Ø 66 cm x ↑ 82 cm
WEIGHT: 22 kg
WATTAGE: 10x E14-40 W
METAL FINISH: ANTIQUE GOLD PATINA
COLOR OF GLASS: CUT CRYSTAL
TRIMMINGS: PREMIUM
PRODUCTION NUMBER:
16 5154 010 85 11 01 70

88

AL 5154/00/012
DIMENSIONS: Ø 98 cm x ↑ 65 cm
WEIGHT: 25 kg
WATTAGE: 12x E14-40 W
METAL FINISH: ANTIQUE GOLD PATINA
COLOR OF GLASS: CUT CRYSTAL
TRIMMINGS: PREMIUM
PRODUCTION NUMBER:
16 5141 012 85 11 00 70



90

AL 5154/02/010
DIMENSIONS: Ø 66 cm x ↑ 82 cm
WEIGHT: 22 kg
WATTAGE: 10x E14-40 W
METAL FINISH: ANTIQUE NICKEL PATINA
COLOR OF GLASS: CUT CRYSTAL
TRIMMINGS: PREMIUM
PRODUCTION NUMBER:
16 5154 010 83 11 02 70





91

AL 5154/00/010
 DIMENSIONS: Ø 66 cm x ↑ 76 cm
 WEIGHT: 22 kg
 WATTAGE: 10x E14-40 W
 METAL FINISH: ANTIQUE GOLD PATINA
 COLOR OF GLASS: CUT CRYSTAL
 TRIMMINGS: PREMIUM
 PRODUCTION NUMBER:
 16 5154 010 85 11 00 70



92

AL 5154/00/006
 DIMENSIONS: Ø 61 cm x ↑ 65 cm
 WEIGHT: 14 kg
 WATTAGE: 6x E14-40 W
 METAL FINISH: ANTIQUE GOLD PATINA
 COLOR OF GLASS: CUT CRYSTAL
 TRIMMINGS: PREMIUM
 PRODUCTION NUMBER:
 16 5141 006 85 11 00 70



93

WL 5154/00/002
 DIMENSIONS: Ø 31 cm x ↑ 40 cm x ↗ 18 cm
 WEIGHT: 3.5 kg
 WATTAGE: 2x E14-40 W
 METAL FINISH: ANTIQUE GOLD PATINA
 COLOR OF GLASS: NO GLASS PARTS
 TRIMMINGS: PREMIUM
 PRODUCTION NUMBER:
 26 5044 002 85 00 00 70



94

AL 5154/03/006

DIMENSIONS: Ø 55 cm x ↑ 70 cm

WEIGHT: 11 kg

WATTAGE: 6x E14-40 W

METAL FINISH: ANTIQUE NICKEL PATINA

COLOR OF GLASS: CUT CRYSTAL

TRIMMINGS: STANDARD

PRODUCTION NUMBER:

16 5154 006 83 01 02 35



95

AL 5154/03/006

DIMENSIONS: Ø 55 cm x ↑ 70 cm

WEIGHT: 11 kg

WATTAGE: 6x E14-40 W

METAL FINISH: ANTIQUE GOLD PATINA

COLOR OF GLASS: CUT CRYSTAL

TRIMMINGS: STANDARD

PRODUCTION NUMBER:

16 5154 006 85 01 01 35



THE TUSCUANY PALACE, PRAGUE, CZECH REPUBLIC



96

AL 5160/00/016
DIMENSIONS: Ø 88 cm x ↑ 95 cm
WEIGHT: 15 kg
WATTAGE: 16x E14-40 W
METAL FINISH: SMOOTH SAND PATINA
COLOR OF GLASS: NO GLASS PARTS
TRIMMINGS: NO TRIMMINGS
PRODUCTION NUMBER:
15 5159 016 38 00 00 00



97

AL 5160/00/008
DIMENSIONS: Ø 68 cm x ↑ 70 cm
WEIGHT: 8 kg
WATTAGE: 8x E14-40 W
METAL FINISH: SMOOTH SAND PATINA
COLOR OF GLASS: NO GLASS PARTS
TRIMMINGS: NO TRIMMINGS
PRODUCTION NUMBER:
15 5160 008 38 00 00 00



98

PN 3202/00/002
DIMENSIONS: Ø 32 cm x ↑ 21 cm
WEIGHT: 4 kg
WATTAGE: 2x E27-60 W
METAL FINISH: POLISHED BRASS
COLOR OF GLASS: CUT CRYSTAL FROSTED
TRIMMINGS: NO TRIMMINGS
PRODUCTION NUMBER:
65 3002 002 07 24 00 00



99

WL 5160/00/003
DIMENSIONS: Ø 38 cm x ↑ 30 cm x ↗ 28 cm
WEIGHT: 5 kg
WATTAGE: 3x E14-40 W
METAL FINISH: SMOOTH SAND PATINA
COLOR OF GLASS: NO GLASS PARTS
TRIMMINGS: NO TRIMMINGS
PRODUCTION NUMBER:
25 5067 003 38 00 00 00

100

WL 5160/00/002
DIMENSIONS: Ø 30 cm x ↑ 25 cm x ↗ 25 cm
WEIGHT: 2 kg
WATTAGE: 2x E14-40 W
METAL FINISH: SMOOTH SAND PATINA
COLOR OF GLASS: NO GLASS PARTS
TRIMMINGS: NO TRIMMINGS
PRODUCTION NUMBER:
25 5067 002 38 00 00 00





101

TL 5047/00/001
DIMENSIONS: Ø 45 cm x ↑ 77 cm
WEIGHT: 3 kg
WATTAGE: 1x E27-60 W
METAL FINISH: POLISHED BRASS
COLOR OF GLASS: CUT CRYSTAL
SHADE: TONGA WHITE - ROUND
PRODUCTION NUMBER:
35 5047 001 07 01 00 00



103

AN 3202/00/012
DIMENSIONS: Ø 122 cm x ↑ 75 cm
WEIGHT: 16 kg
WATTAGE: 12x E27-60 W
METAL FINISH: POLISHED BRASS
COLOR OF GLASS: CRYSTAL FROSTED
TRIMMINGS: NO TRIMMINGS
PRODUCTION NUMBER:
16 3234 012 07 24 00 00

102

TL 5060/00/001
DIMENSIONS: Ø 40 cm x ↑ 65 cm
WEIGHT: 3.3 kg
WATTAGE: 1x E27-60 W
METAL FINISH: POLISHED BRASS
COLOR OF GLASS: CRYSTAL - OPTICAL DECOR
SHADE: TONGA WHITE - ROUND
PRODUCTION NUMBER:
36 5060 001 07 01 00 00



104

WN 3202/00/003
DIMENSIONS: Ø 47 cm x ↑ 37 cm x ↗ 36 cm
WEIGHT: 3.8 kg
WATTAGE: 3x E27-60 W
METAL FINISH: POLISHED BRASS
COLOR OF GLASS: CRYSTAL FROSTED
TRIMMINGS: NO TRIMMINGS
PRODUCTION NUMBER:
26 3086 003 07 24 00 00



105

AN 3202/00/013
DIMENSIONS: Ø 122 cm x ↑ 86 cm
WEIGHT: 17 kg
WATTAGE: 13x E27-60 W
METAL FINISH: POLISHED BRASS
COLOR OF GLASS: CRYSTAL FROSTED
TRIMMINGS: NO TRIMMINGS
PRODUCTION NUMBER:
16 3234 013 07 24 00 00



107

AN 3202/00/017
DIMENSIONS: Ø 122 cm x ↑ 86 cm
WEIGHT: 22 kg
WATTAGE: 17x E27-60 W
METAL FINISH: POLISHED BRASS
COLOR OF GLASS: CRYSTAL FROSTED
TRIMMINGS: NO TRIMMINGS
PRODUCTION NUMBER:
16 3234 017 07 24 00 00



106

WN 3202/00/002
DIMENSIONS: Ø 47 cm x ↑ 26 cm x ↗ 36 cm
WEIGHT: 3 kg
WATTAGE: 2x E27-60 W
METAL FINISH: POLISHED BRASS
COLOR OF GLASS: CRYSTAL FROSTED
TRIMMINGS: NO TRIMMINGS
PRODUCTION NUMBER:
26 3086 002 07 24 00 00



108

AN 3202/00/004
DIMENSIONS: Ø 62 cm x ↑ 80 cm
WEIGHT: 6 kg
WATTAGE: 4x E27-60 W
METAL FINISH: POLISHED BRASS
COLOR OF GLASS: CRYSTAL FROSTED
TRIMMINGS: NO TRIMMINGS
PRODUCTION NUMBER:
16 3226 004 07 24 01 00



109

AL 5648/00/006
DIMENSIONS: Ø 61 cm x ↑ 65 cm
WEIGHT: 10 kg
WATTAGE: 5x E14-40 W + 1x E27-60 W
METAL FINISH: MATT BRASS
COLOR OF GLASS: CUT CRYSTAL
TRIMMINGS: TRADITIONAL
PRODUCTION NUMBER:
15 5648 006 08 01 01 02



110

AL 5187/00/006
DIMENSIONS: Ø 60 cm x ↑ 88 cm
WEIGHT: 10 kg
WATTAGE: 6x E14-40 W
METAL FINISH: MATT BRASS
COLOR OF GLASS: CRYSTAL - OPTICAL DECOR
TRIMMINGS: TRADITIONAL
PRODUCTION NUMBER:
15 5187 006 08 01 00 28



111

AL 5188/00/006
DIMENSIONS: Ø 70 cm x ↑ 88 cm
WEIGHT: 11 kg
WATTAGE: 6x E14-40 W
METAL FINISH: MATT BRASS
COLOR OF GLASS: CRYSTAL - OPTICAL DECOR
TRIMMINGS: TRADITIONAL
PRODUCTION NUMBER:
15 5188 006 08 01 00 28



Royal Heritage

Shaping and casting in sand molds, considered one of the royal disciplines in the creation of classical luminaries, is a PRECIOSA specialty. The large decorative components, often adorned with crystal trimmings, pay glowing tribute to the exquisite craftsmanship and engraving skills of our glass artisans. Royal Heritage chandeliers are suitable for grand and luxurious interiors. The following are examples of our exclusive collections inspired by Art Nouveau, Classical and Empire styles as well as contemporary takes, incorporating metal casting with glass.



112

BR 5111/00/014
DIMENSIONS: Ø 68 cm x ↑ 108 cm
WEIGHT: 18 kg
WATTAGE: 8x E14-40 W + 6x E27-60 W
METAL FINISH: CHROMIUM PLATED + POLISHED BRASS
COLOR OF GLASS: CRYSTAL
TRIMMINGS: STANDARD
PRODUCTION NUMBER:
45 5111 014 90 01 00 35



113

BR 5303/00/012
DIMENSIONS: Ø 78 cm x ↑ 134 cm
WEIGHT: 28 kg
WATTAGE: 8x E14-40 W + 4x E27-60 W
METAL FINISH: ANTIQUE GOLD PATINA
COLOR OF GLASS: LIME GREEN
TRIMMINGS: TRADITIONAL
PRODUCTION NUMBER:
46 5303 012 85 51 00 28



114

AR 5427/00/012
DIMENSIONS: Ø 86 cm × ↑ 128 cm
WEIGHT: 26 kg
WATTAGE: 12× E14-40 W
METAL FINISH: ANTIQUE GOLD PATINA
COLOR OF GLASS: NO GLASS PARTS
TRIMMINGS: TRADITIONAL
PRODUCTION NUMBER:
16 5427 012 85 00 00 28



115

AR 5304/00/026
DIMENSIONS: Ø 98 cm × ↑ 151 cm
WEIGHT: 44 kg
WATTAGE: 26× E14-40 W
METAL FINISH: ANTIQUE GOLD PATINA
COLOR OF GLASS: CUT CRYSTAL
TRIMMINGS: TRADITIONAL
PRODUCTION NUMBER:
46 5304 026 85 01 00 28



116

AR 5106/00/010
DIMENSIONS: Ø 68 cm x ↑ 118 cm
WEIGHT: 20 kg
WATTAGE: 10x E14-40 W
METAL FINISH: ANTIQUE GOLD PATINA
COLOR OF GLASS: CUT CRYSTAL
TRIMMINGS: NO TRIMMINGS
PRODUCTION NUMBER:
16 5106 010 85 01 00 00

117

WR 5106/00/002
DIMENSIONS: Ø 30 cm x ↑ 35 cm x ↗ 28 cm
WEIGHT: 3 kg
WATTAGE: 2x E14-40 W
METAL FINISH: ANTIQUE GOLD PATINA
COLOR OF GLASS: CUT CRYSTAL
TRIMMINGS: NO TRIMMINGS
PRODUCTION NUMBER:
26 5071 002 85 01 00 00



118

AR 5106/02/010
DIMENSIONS: Ø 67 cm x ↑ 83 cm
WEIGHT: 13 kg
WATTAGE: 10x E14-40 W
METAL FINISH: ANTIQUE GOLD PATINA
COLOR OF GLASS: CUT CRYSTAL
TRIMMINGS: NO TRIMMINGS
PRODUCTION NUMBER:
16 5106 010 85 01 02 00



119

WR 5106/02/002
DIMENSIONS: Ø 30 cm x ↑ 34 cm x ↗ 28 cm
WEIGHT: 3.4 kg
WATTAGE: 2x E14-40 W
METAL FINISH: ANTIQUE GOLD PATINA
COLOR OF GLASS: CUT CRYSTAL
TRIMMINGS: NO TRIMMINGS
PRODUCTION NUMBER:
26 5071 002 85 01 02 00





121

AR 5003/02/010
DIMENSIONS: Ø 75 cm x ↑ 86 cm
WEIGHT: 11 kg
WATTAGE: 10x E14-40 W
METAL FINISH: ANTIQUE GOLD PATINA
COLOR OF GLASS: CUT CRYSTAL FROSTED
TRIMMINGS: NO TRIMMINGS
PRODUCTION NUMBER:
66 5003 010 85 24 02 00

122

WR 5003/02/002
DIMENSIONS: Ø 28 cm x ↑ 18 cm x ↗ 17 cm
WEIGHT: 3 kg
WATTAGE: 2x E14-40 W
METAL FINISH: ANTIQUE GOLD PATINA
COLOR OF GLASS: NO GLASS PARTS
TRIMMINGS: NO TRIMMINGS
PRODUCTION NUMBER:
26 5120 002 85 00 00 00



120

CR 5003/02/002
DIMENSIONS: Ø 36 cm x ↑ 30 cm
WEIGHT: 5 kg
WATTAGE: 2x E14-40 W
METAL FINISH: ANTIQUE GOLD PATINA
COLOR OF GLASS: CUT CRYSTAL FROSTED
TRIMMINGS: NO TRIMMINGS
PRODUCTION NUMBER:
66 5006 002 85 24 02 00



123

AR 5144/00/012
DIMENSIONS: Ø 87 cm x ↑ 83 cm
WEIGHT: 18 kg
WATTAGE: 12x E14-40 W
METAL FINISH: ANTIQUE GOLD PATINA + YELLOW GREEN
COLOR OF GLASS: NO GLASS PARTS
TRIMMINGS: NO TRIMMINGS
PRODUCTION NUMBER:
46 5144 012 91 00 00 00



124

WR 5144/00/002
DIMENSIONS: Ø 28 cm x ↑ 35 cm x ↗ 16 cm
WEIGHT: 4 kg
WATTAGE: 2x E14-40 W
METAL FINISH: ANTIQUE GOLD PATINA + YELLOW GREEN
COLOR OF GLASS: NO GLASS PARTS
TRIMMINGS: NO TRIMMINGS
PRODUCTION NUMBER:
26 5064 002 91 00 04 00



125

PR 5024/00/004
DIMENSIONS: Ø 52 cm x ↑ 36 cm
WEIGHT: 11 kg
WATTAGE: 4x E14-40 W
METAL FINISH: ANTIQUE GOLD PATINA
COLOR OF GLASS: OPAL
TRIMMINGS: NO TRIMMINGS
PRODUCTION NUMBER:
66 5024 004 85 35 00 00



126

AR 5066/01/003
DIMENSIONS: Ø 42 cm x ↑ 70 cm
WEIGHT: 12 kg
WATTAGE: 3x E27-60 W
METAL FINISH: ANTIQUE GOLD PATINA
COLOR OF GLASS: CRYSTAL + CRYSTAL FROSTED
TRIMMINGS: NO TRIMMINGS
PRODUCTION NUMBER:
46 5066 003 85 99 01 00



127

AR 5066/01/006
DIMENSIONS: Ø 56 cm x ↑ 70 cm
WEIGHT: 12 kg
WATTAGE: 6x E27-60 W
METAL FINISH: ANTIQUE GOLD PATINA
COLOR OF GLASS: CRYSTAL + CRYSTAL FROSTED
TRIMMINGS: NO TRIMMINGS
PRODUCTION NUMBER:
46 5066 006 85 99 01 00



128

TR 5066/00/001
DIMENSIONS: Ø 45 cm x ↑ 78 cm
WEIGHT: 10 kg
WATTAGE: 1x E27-60 W
METAL FINISH: ANTIQUE GOLD PATINA
COLOR OF GLASS: CUT CRYSTAL
SHADE: WOVEN, PLEATED, COLOR PEARL - OCTAGON
PRODUCTION NUMBER:
36 5066 001 85 01 00 00



129

TR 5067/00/001
DIMENSIONS: Ø 45 cm x ↑ 88 cm
WEIGHT: 15 kg
WATTAGE: 1x E27-60 W
METAL FINISH: ANTIQUE GOLD PATINA
COLOR OF GLASS: CUT JADE
SHADE: WOVEN, COLOR, IVORY - ROUND
PRODUCTION NUMBER:
36 5067 001 85 79 00 00



130

TR 5065/00/001
DIMENSIONS: Ø 45 cm x ↑ 62 cm
WEIGHT: 6 kg
WATTAGE: 1x E27-60 W
METAL FINISH: ANTIQUE GOLD PATINA
COLOR OF GLASS: CUT CRYSTAL
SHADE: WOVEN, FOLDED, COLOR APRICOT - ROUND
PRODUCTION NUMBER:
36 5065 001 85 01 00 00



131

BR 5118/00/016
DIMENSIONS: Ø 100 cm x ↑ 135 cm
WEIGHT: 50 kg
WATTAGE: 8x E14-40 W + 8x E27-60 W
METAL FINISH: ANTIQUE GOLD PATINA
COLOR OF GLASS: NO GLASS PARTS
TRIMMINGS: TRADITIONAL
PRODUCTION NUMBER:
46 5118 016 85 00 00 28



Brilliant

Delicate cut crystal in all its dazzling brilliance takes center stage in these magnificent light fixtures, with minimal inclusion of metal components. The following pages illustrate our expanded 0524 collection and our 1216 collection of stairwell and ceiling-mounted prism chandeliers.



132

CB 1043/00/020
DIMENSIONS: Ø 120 cm x ↑ 73 cm
WEIGHT: 30 kg
WATTAGE: 20x E14-40 W
METAL FINISH: POLISHED BRASS
COLOR OF GLASS: NO GLASS PARTS
TRIMMINGS: STANDARD
PRODUCTION NUMBER:
45 1043 020 07 00 00 35



133

BR 5194/00/037
DIMENSIONS: Ø 93 cm x ↑ 162 cm
WEIGHT: 44 kg
WATTAGE: 37x E14-40 W
METAL FINISH: ANTIQUE GOLD PATINA
COLOR OF GLASS: CUT CRYSTAL
TRIMMINGS: STANDARD
PRODUCTION NUMBER:
46 5194 037 85 01 02 35



134

CB 5370/00/012
DIMENSIONS: Ø 88 cm x ↑ 52 cm
WEIGHT: 21 kg
WATTAGE: 12x E14-40 W
METAL FINISH: ANTIQUE GOLD PATINA
COLOR OF GLASS: NO GLASS PARTS
TRIMMINGS: TRADITIONAL
PRODUCTION NUMBER:
45 5370 012 85 00 01 28



136

CB 5370/00/012
DIMENSIONS: Ø 88 cm x ↑ 52 cm
WEIGHT: 21 kg
WATTAGE: 12x E14-40 W
METAL FINISH: ANTIQUE NICKEL PATINA
COLOR OF GLASS: NO GLASS PARTS
TRIMMINGS: TRADITIONAL
PRODUCTION NUMBER:
45 5370 012 83 00 01 28



135

CB 5370/00/003
DIMENSIONS: Ø 44 cm x ↑ 40 cm
WEIGHT: 8 kg
WATTAGE: 3x E14-40 W
METAL FINISH: ANTIQUE GOLD PATINA
COLOR OF GLASS: NO GLASS PARTS
TRIMMINGS: TRADITIONAL
PRODUCTION NUMBER:
45 5370 003 85 00 02 28



137

CB 5370/00/003
DIMENSIONS: Ø 44 cm x ↑ 40 cm
WEIGHT: 8 kg
WATTAGE: 3x E14-40 W
METAL FINISH: ANTIQUE NICKEL PATINA
COLOR OF GLASS: NO GLASS PARTS
TRIMMINGS: TRADITIONAL
PRODUCTION NUMBER:
45 5370 003 83 00 02 28



138

CB 5373/02/003
DIMENSIONS: Ø 29 cm x ↑ 38 cm
WEIGHT: 5 kg
WATTAGE: 3x E14-40 W
METAL FINISH: ANTIQUE GOLD PATINA
COLOR OF GLASS: CUT CRYSTAL
TRIMMINGS: TRADITIONAL
PRODUCTION NUMBER:
45 5373 003 85 01 02 28



140

CB 5373/02/003
DIMENSIONS: Ø 29 cm x ↑ 38 cm
WEIGHT: 5 kg
WATTAGE: 3x E14-40 W
METAL FINISH: ANTIQUE NICKEL PATINA
COLOR OF GLASS: CUT CRYSTAL
TRIMMINGS: TRADITIONAL
PRODUCTION NUMBER:
45 5373 003 83 01 02 28



139

CB 5373/01/003
DIMENSIONS: Ø 25 cm x ↑ 38 cm
WEIGHT: 4.5 kg
WATTAGE: 3x E14-40 W
METAL FINISH: ANTIQUE GOLD PATINA
COLOR OF GLASS: CUT CRYSTAL
TRIMMINGS: TRADITIONAL
PRODUCTION NUMBER:
45 5373 003 85 01 01 28



141

CB 5373/01/003
DIMENSIONS: Ø 25 cm x ↑ 38 cm
WEIGHT: 4.5 kg
WATTAGE: 3x E14-40 W
METAL FINISH: ANTIQUE NICKEL PATINA
COLOR OF GLASS: CUT CRYSTAL
TRIMMINGS: TRADITIONAL
PRODUCTION NUMBER:
45 5373 003 83 01 01 28





142

CB 5372/00/006
 DIMENSIONS: Ø 75 cm x ↑ 50 cm
 WEIGHT: 18 kg
 WATTAGE: 6x E14-40 W
 METAL FINISH: ANTIQUE GOLD PATINA
 COLOR OF GLASS: NO GLASS PARTS
 TRIMMINGS: TRADITIONAL
 PRODUCTION NUMBER:
 45 5372 006 85 00 03 28



144

CB 5372/00/006
 DIMENSIONS: Ø 75 cm x ↑ 50 cm
 WEIGHT: 18 kg
 WATTAGE: 6x E14-40 W
 METAL FINISH: ANTIQUE NICKEL PATINA
 COLOR OF GLASS: NO GLASS PARTS
 TRIMMINGS: TRADITIONAL
 PRODUCTION NUMBER:
 45 5372 006 83 00 03 28



143

CB 5372/00/004
 DIMENSIONS: Ø 40 cm x ↑ 43 cm
 WEIGHT: 7 kg
 WATTAGE: 4x E14-40 W
 METAL FINISH: ANTIQUE GOLD PATINA
 COLOR OF GLASS: NO GLASS PARTS
 TRIMMINGS: TRADITIONAL
 PRODUCTION NUMBER:
 45 5372 004 85 00 02 28



145

CB 5372/00/004
 DIMENSIONS: Ø 40 cm x ↑ 43 cm
 WEIGHT: 7 kg
 WATTAGE: 4x E14-40 W
 METAL FINISH: ANTIQUE NICKEL PATINA
 COLOR OF GLASS: NO GLASS PARTS
 TRIMMINGS: TRADITIONAL
 PRODUCTION NUMBER:
 45 5372 004 83 00 02 28



146
 CB 0524/01/009
 DIMENSIONS: Ø 70 cm x ↑ 37 cm
 WEIGHT: 10 kg
 WATTAGE: 9x E14-40 W
 METAL FINISH: POLISHED BRASS
 COLOR OF GLASS: NO GLASS PARTS
 TRIMMINGS: STANDARD
 PRODUCTION NUMBER:
 55 0524 009 07 00 03 35



149
 CB 0524/00/009
 DIMENSIONS: Ø 47.5 cm x ↑ 33 cm
 WEIGHT: 4.2 kg
 WATTAGE: 9x E14-40 W
 METAL FINISH: POLISHED BRASS
 COLOR OF GLASS: NO GLASS PARTS
 TRIMMINGS: STANDARD
 PRODUCTION NUMBER:
 45 0524 009 07 00 10 01

147
 WB 0524/00/002
 DIMENSIONS: Ø 30 cm x ↑ 18 cm x ↗ 18 cm
 WEIGHT: 2 kg
 WATTAGE: 2x E14-40 W
 METAL FINISH: POLISHED BRASS
 COLOR OF GLASS: NO GLASS PARTS
 TRIMMINGS: STANDARD
 PRODUCTION NUMBER:
 25 1050 002 07 00 00 01



150
 CB 0524/00/006
 DIMENSIONS: Ø 42.5 cm x ↑ 28 cm
 WEIGHT: 3.4 kg
 WATTAGE: 6x E14-40 W
 METAL FINISH: POLISHED BRASS
 COLOR OF GLASS: NO GLASS PARTS
 TRIMMINGS: STANDARD
 PRODUCTION NUMBER:
 45 0524 006 07 00 07 01



148
 CB 0524/00/002
 DIMENSIONS: Ø 25 cm x ↑ 25 cm
 WEIGHT: 1.4 kg
 WATTAGE: 2x E14-40 W
 METAL FINISH: POLISHED BRASS
 COLOR OF GLASS: NO GLASS PARTS
 TRIMMINGS: STANDARD
 PRODUCTION NUMBER:
 45 0524 002 07 00 06 01



151
 CB 0524/00/003
 DIMENSIONS: Ø 32.5 cm x ↑ 31 cm
 WEIGHT: 2 kg
 WATTAGE: 3x E14-40 W
 METAL FINISH: POLISHED BRASS
 COLOR OF GLASS: NO GLASS PARTS
 TRIMMINGS: STANDARD
 PRODUCTION NUMBER:
 45 0524 003 07 00 01 01



152

BB 0524/00/012
DIMENSIONS: Ø 50 cm x ↑ 73 cm
WEIGHT: 12 kg
WATTAGE: 12x E14-40 W
METAL FINISH: POLISHED BRASS
COLOR OF GLASS: NO GLASS PARTS
TRIMMINGS: STANDARD
PRODUCTION NUMBER:
45 0557 012 07 00 03 01

153

BB 0524/00/001
DIMENSIONS: Ø 16 cm x ↑ 30 cm
WEIGHT: 1.2 kg
WATTAGE: 1x E27-60 W
METAL FINISH: POLISHED BRASS
COLOR OF GLASS: NO GLASS PARTS
TRIMMINGS: STANDARD
PRODUCTION NUMBER:
45 0557 001 07 00 20 35



154

WB 0524/00/001
DIMENSIONS: Ø 16 cm x ↑ 32 cm x ↗ 26 cm
WEIGHT: 1.2 kg
WATTAGE: 1x E27-60 W
METAL FINISH: POLISHED BRASS
COLOR OF GLASS: NO GLASS PARTS
TRIMMINGS: STANDARD
PRODUCTION NUMBER:
25 0558 001 07 00 00 01



155

FB 0524/00/003
DIMENSIONS: Ø 45 cm x ↑ 170 cm
WEIGHT: 17 kg
WATTAGE: 3x E14-40 W
METAL FINISH: POLISHED BRASS
COLOR OF GLASS: NO GLASS PARTS
TRIMMINGS: STANDARD
PRODUCTION NUMBER:
75 0908 003 07 00 00 01



156

TB 0524/00/002
DIMENSIONS: Ø 25 cm x ↑ 40 cm
WEIGHT: 4.2 kg
WATTAGE: 2x E14-40 W
METAL FINISH: POLISHED BRASS
COLOR OF GLASS: NO GLASS PARTS
TRIMMINGS: STANDARD
PRODUCTION NUMBER:
35 1047 002 07 00 00 01





157

CB 0524/00/012
 DIMENSIONS: Ø 81 cm x ↑ 42 cm
 WEIGHT: 15 kg
 WATTAGE: 12x E14-40 W
 METAL FINISH: POLISHED BRASS
 COLOR OF GLASS: NO GLASS PARTS
 TRIMMINGS: STANDARD
 PRODUCTION NUMBER:
 55 0524 012 07 00 01 35



159

CB 0524/00/015
 DIMENSIONS: Ø 101 cm x ↑ 48 cm
 WEIGHT: 18.5 kg
 WATTAGE: 15x E14-40 W
 METAL FINISH: POLISHED BRASS
 COLOR OF GLASS: NO GLASS PARTS
 TRIMMINGS: STANDARD
 PRODUCTION NUMBER:
 55 0524 015 07 00 01 35



158

BB 0524/00/022
 DIMENSIONS: Ø 81 cm x ↑ 120 cm
 WEIGHT: 35 kg
 WATTAGE: 22x E14-40 W
 METAL FINISH: POLISHED BRASS
 COLOR OF GLASS: NO GLASS PARTS
 TRIMMINGS: STANDARD
 PRODUCTION NUMBER:
 45 0557 022 07 00 21 35



160

BB 0524/00/031
 DIMENSIONS: Ø 101 cm x ↑ 150 cm
 WEIGHT: 55 kg
 WATTAGE: 31x E14-40 W
 METAL FINISH: POLISHED BRASS
 COLOR OF GLASS: NO GLASS PARTS
 TRIMMINGS: STANDARD
 PRODUCTION NUMBER:
 45 0557 031 07 00 21 35



161

CB 0524/00/015
DIMENSIONS: Ø 101 cm x ↑ 48 cm
WEIGHT: 18.5 kg
WATTAGE: 15x E14-40 W
METAL FINISH: POLISHED NICKEL PLATED
COLOR OF GLASS: NO GLASS PARTS
TRIMMINGS: STANDARD
PRODUCTION NUMBER:
55 0524 015 04 00 01 35



163

CB 0524/00/012
DIMENSIONS: Ø 81 cm x ↑ 42 cm
WEIGHT: 15 kg
WATTAGE: 12x E14-40 W
METAL FINISH: POLISHED NICKEL PLATED
COLOR OF GLASS: NO GLASS PARTS
TRIMMINGS: STANDARD
PRODUCTION NUMBER:
55 0524 012 04 00 01 35



162

BB 0524/00/031
DIMENSIONS: Ø 101 cm x ↑ 150 cm
WEIGHT: 55 kg
WATTAGE: 31x E14-40 W
METAL FINISH: POLISHED NICKEL PLATED
COLOR OF GLASS: NO GLASS PARTS
TRIMMINGS: STANDARD
PRODUCTION NUMBER:
45 0557 031 04 00 21 35



164

BB 0524/00/022
DIMENSIONS: Ø 81 cm x ↑ 120 cm
WEIGHT: 35 kg
WATTAGE: 22x E14-40 W
METAL FINISH: POLISHED NICKEL PLATED
COLOR OF GLASS: NO GLASS PARTS
TRIMMINGS: STANDARD
PRODUCTION NUMBER:
45 0557 022 04 00 21 35



165

WB 0524/00/001

DIMENSIONS: Ø 16 cm x ↑ 32 cm x ↗ 26 cm

WEIGHT: 1.2 kg

WATTAGE: 1x E27-60 W

METAL FINISH: POLISHED NICKEL PLATED

COLOR OF GLASS: NO GLASS PARTS

TRIMMINGS: STANDARD

PRODUCTION NUMBER:

25 0558 001 04 00 00 01



166

FB 0524/00/003

DIMENSIONS: Ø 45 cm x ↑ 170 cm

WEIGHT: 17 kg

WATTAGE: 3x E14-40 W

METAL FINISH: POLISHED NICKEL PLATED

COLOR OF GLASS: NO GLASS PARTS

TRIMMINGS: STANDARD

PRODUCTION NUMBER:

75 0908 003 04 00 00 01



167

TB 0524/00/002

DIMENSIONS: Ø 25 cm x ↑ 40 cm

WEIGHT: 4.2 kg

WATTAGE: 2x E14-40 W

METAL FINISH: POLISHED NICKEL PLATED

COLOR OF GLASS: NO GLASS PARTS

TRIMMINGS: STANDARD

PRODUCTION NUMBER:

35 1047 002 04 00 00 01



168

BB 0524/00/012

DIMENSIONS: Ø 50 cm x ↑ 73 cm

WEIGHT: 12 kg

WATTAGE: 12x E14-40 W

METAL FINISH: POLISHED NICKEL PLATED

COLOR OF GLASS: NO GLASS PARTS

TRIMMINGS: STANDARD

PRODUCTION NUMBER:

45 0557 012 04 00 03 01



169

BB 0524/00/001

DIMENSIONS: Ø 16 cm x ↑ 30 cm

WEIGHT: 1.2 kg

WATTAGE: 1x E27-60 W

METAL FINISH: POLISHED NICKEL PLATED

COLOR OF GLASS: NO GLASS PARTS

TRIMMINGS: STANDARD

PRODUCTION NUMBER:

45 0557 001 04 00 20 35





170

CB 0524/00/009
 DIMENSIONS: Ø 47.5 cm x ↑ 33 cm
 WEIGHT: 4.2 kg
 WATTAGE: 9x E14-40 W
 METAL FINISH: POLISHED NICKEL PLATED
 COLOR OF GLASS: NO GLASS PARTS
 TRIMMINGS: STANDARD
 PRODUCTION NUMBER:
 45 0524 009 04 00 10 01



173

CB 0524/01/009
 DIMENSIONS: Ø 70 cm x ↑ 37 cm
 WEIGHT: 10 kg
 WATTAGE: 9x E14-40 W
 METAL FINISH: POLISHED NICKEL PLATED
 COLOR OF GLASS: NO GLASS PARTS
 TRIMMINGS: STANDARD
 PRODUCTION NUMBER:
 55 0524 009 04 00 03 35



171

CB 0524/00/006
 DIMENSIONS: Ø 42.5 cm x ↑ 28 cm
 WEIGHT: 3.4 kg
 WATTAGE: 6x E14-40 W
 METAL FINISH: POLISHED NICKEL PLATED
 COLOR OF GLASS: NO GLASS PARTS
 TRIMMINGS: STANDARD
 PRODUCTION NUMBER:
 45 0524 006 04 00 07 01



174

WB 0524/00/002
 DIMENSIONS: Ø 30 cm x ↑ 18 cm x ↗ 18 cm
 WEIGHT: 2 kg
 WATTAGE: 2x E14-40 W
 METAL FINISH: POLISHED NICKEL PLATED
 COLOR OF GLASS: NO GLASS PARTS
 TRIMMINGS: STANDARD
 PRODUCTION NUMBER:
 25 1050 002 04 00 00 01



172

CB 0524/00/003
 DIMENSIONS: Ø 32.5 cm x ↑ 31 cm
 WEIGHT: 2 kg
 WATTAGE: 3x E14-40 W
 METAL FINISH: POLISHED NICKEL PLATED
 COLOR OF GLASS: NO GLASS PARTS
 TRIMMINGS: STANDARD
 PRODUCTION NUMBER:
 45 0524 003 04 00 01 01



175

CB 0524/00/002
 DIMENSIONS: Ø 25 cm x ↑ 25 cm
 WEIGHT: 1.4 kg
 WATTAGE: 2x E14-40 W
 METAL FINISH: POLISHED NICKEL PLATED
 COLOR OF GLASS: NO GLASS PARTS
 TRIMMINGS: STANDARD
 PRODUCTION NUMBER:
 45 0524 002 04 00 06 35



176

CB 1216/00/028
DIMENSIONS: Ø 80 cm x ↑ 250 cm
WEIGHT: 75 kg
WATTAGE: 28x E14-40 W
METAL FINISH: POLISHED BRASS
COLOR OF GLASS: NO GLASS PARTS
TRIMMINGS: STANDARD
PRODUCTION NUMBER:
65 1216 028 07 00 00 35

PRODUCTION NUMBER:
65 1216 028 07 00 01 35
SEE PICTURE 176 ONLY CHANGE:
CEILING MOUNTED



177

WB 1216/00/003
DIMENSIONS: Ø 25 cm x ↑ 64 cm x ↗ 26 cm
WEIGHT: 4 kg
WATTAGE: 3x E14-40 W
METAL FINISH: POLISHED BRASS
COLOR OF GLASS: NO GLASS PARTS
TRIMMINGS: STANDARD
PRODUCTION NUMBER:
25 1049 003 07 00 00 35



178


CB 1216/00/028
DIMENSIONS: Ø 80 cm x ↑ 250 cm
WEIGHT: 75 kg
WATTAGE: 28x E14-40 W
METAL FINISH: POLISHED NICKEL PLATED
COLOR OF GLASS: NO GLASS PARTS
TRIMMINGS: STANDARD
PRODUCTION NUMBER:
65 1216 028 04 00 00 35

PRODUCTION NUMBER:
65 1216 028 04 00 01 35
SEE PICTURE 178 ONLY CHANGE:
CEILING MOUNTED



179

WB 1216/00/003
DIMENSIONS: Ø 25 cm x ↑ 64 cm x ↗ 26 cm
WEIGHT: 4 kg
WATTAGE: 3x E14-40 W
METAL FINISH: POLISHED NICKEL PLATED
COLOR OF GLASS: NO GLASS PARTS
TRIMMINGS: STANDARD
PRODUCTION NUMBER:
25 1049 003 04 00 00 35



180

CB 1216/00/016
DIMENSIONS: Ø 60 cm x ↑ 155 cm
WEIGHT: 31 kg
WATTAGE: 16x E14-40 W
METAL FINISH: POLISHED BRASS
COLOR OF GLASS: NO GLASS PARTS
TRIMMINGS: STANDARD
PRODUCTION NUMBER:
65 1216 016 07 00 00 35

PRODUCTION NUMBER:
65 1216 016 07 00 01 35
SEE PICTURE 180 ONLY CHANGE:
CEILING MOUNTED

181

CB 1216/00/013
DIMENSIONS: Ø 50 cm x ↑ 135 cm
WEIGHT: 21 kg
WATTAGE: 13x E14-40 W
METAL FINISH: POLISHED BRASS
COLOR OF GLASS: NO GLASS PARTS
TRIMMINGS: STANDARD

PRODUCTION NUMBER:
65 1216 013 07 00 00 35

PRODUCTION NUMBER:
65 1216 013 07 00 01 35
SEE PICTURE 181 ONLY CHANGE:
CEILING MOUNTED

182

CB 1216/00/016
DIMENSIONS: Ø 60 cm x ↑ 155 cm
WEIGHT: 31 kg
WATTAGE: 16x E14-40 W
METAL FINISH: POLISHED NICKEL PLATED
COLOR OF GLASS: NO GLASS PARTS
TRIMMINGS: STANDARD

PRODUCTION NUMBER:
65 1216 016 04 00 00 35

PRODUCTION NUMBER:
65 1216 016 04 00 01 35
SEE PICTURE 182 ONLY CHANGE:
CEILING MOUNTED

183

CB 1216/00/013
DIMENSIONS: Ø 50 cm x ↑ 135 cm
WEIGHT: 21 kg
WATTAGE: 13x E14-40 W
METAL FINISH: POLISHED NICKEL PLATED
COLOR OF GLASS: NO GLASS PARTS
TRIMMINGS: STANDARD

PRODUCTION NUMBER:
65 1216 013 04 00 00 35

PRODUCTION NUMBER:
65 1216 013 04 00 01 35
SEE PICTURE 183 ONLY CHANGE:
CEILING MOUNTED



184

WB 1049/01/002
 DIMENSIONS: Ø 22 cm x ↑ 62 cm x ↗ 22 cm
 WEIGHT: 4.6 kg
 WATTAGE: 2x E14-40 W
 METAL FINISH: POLISHED BRASS
 COLOR OF GLASS: NO GLASS PARTS
 TRIMMINGS: STANDARD
 PRODUCTION NUMBER:
 25 1049 002 07 00 01 35



185

WB 1049/04/002
 DIMENSIONS: Ø 22 cm x ↑ 62 cm x ↗ 22 cm
 WEIGHT: 4.6 kg
 WATTAGE: 2x E14-40 W
 METAL FINISH: POLISHED BRASS
 COLOR OF GLASS: NO GLASS PARTS
 TRIMMINGS: STANDARD
 PRODUCTION NUMBER:
 25 1049 002 07 00 04 35

186

WB 1049/04/002
 DIMENSIONS: Ø 22 cm x ↑ 62 cm x ↗ 22 cm
 WEIGHT: 4.6 kg
 WATTAGE: 2x E14-40 W
 METAL FINISH: POLISHED NICKEL PLATED
 COLOR OF GLASS: NO GLASS PARTS
 TRIMMINGS: STANDARD
 PRODUCTION NUMBER:
 25 1049 002 04 00 04 35



187

WB 1049/01/002
 DIMENSIONS: Ø 22 cm x ↑ 62 cm x ↗ 22 cm
 WEIGHT: 4.6 kg
 WATTAGE: 2x E14-40 W
 METAL FINISH: POLISHED NICKEL PLATED
 COLOR OF GLASS: NO GLASS PARTS
 TRIMMINGS: STANDARD
 PRODUCTION NUMBER:
 25 1049 002 04 00 01 35



188

CB 1030/00/008
 DIMENSIONS: Ø 60 cm x ↑ 45 cm
 WEIGHT: 10 kg
 WATTAGE: 8x E14-40 W
 METAL FINISH: POLISHED BRASS +
 PARTLY 24K GOLD PLATED
 COLOR OF GLASS: MIRROR
 TRIMMINGS: STANDARD
 PRODUCTION NUMBER:
 45 1030 008 15 70 00 22



191

CB 1030/00/008
 DIMENSIONS: Ø 60 cm x ↑ 45 cm
 WEIGHT: 10 kg
 WATTAGE: 8x E14-40 W
 METAL FINISH: POLISHED NICKEL PLATED
 COLOR OF GLASS: MIRROR
 TRIMMINGS: STANDARD
 PRODUCTION NUMBER:
 45 1030 008 04 70 00 22



189

WB 1030/00/002
 DIMENSIONS: Ø 20 cm x ↑ 40 cm x ↗ 11 cm
 WEIGHT: 1.3 kg
 WATTAGE: 2x E14-40 W
 METAL FINISH: POLISHED BRASS +
 PARTLY 24K GOLD PLATED
 COLOR OF GLASS: NO GLASS PARTS
 TRIMMINGS: STANDARD
 PRODUCTION NUMBER:
 25 0986 002 15 00 02 22



190

WB 1030/00/002
 DIMENSIONS: Ø 20 cm x ↑ 40 cm x ↗ 11 cm
 WEIGHT: 1.3 kg
 WATTAGE: 2x E14-40 W
 METAL FINISH: POLISHED BRASS +
 PARTLY 24K GOLD PLATED
 COLOR OF GLASS: NO GLASS PARTS
 TRIMMINGS: STANDARD
 PRODUCTION NUMBER:
 25 0986 002 15 00 03 22



192

WB 1030/00/002
 DIMENSIONS: Ø 20 cm x ↑ 40 cm x ↗ 11 cm
 WEIGHT: 1.3 kg
 WATTAGE: 2x E14-40 W
 METAL FINISH: POLISHED NICKEL PLATED
 COLOR OF GLASS: NO GLASS PARTS
 TRIMMINGS: STANDARD
 PRODUCTION NUMBER:
 25 0986 002 04 00 02 35



193

WB 1030/01/002
 DIMENSIONS: Ø 20 cm x ↑ 40 cm x ↗ 11 cm
 WEIGHT: 1.3 kg
 WATTAGE: 2x E14-40 W
 METAL FINISH: POLISHED NICKEL PLATED
 COLOR OF GLASS: NO GLASS PARTS
 TRIMMINGS: STANDARD
 PRODUCTION NUMBER:
 25 0986 002 04 00 03 35



194

CB 0721/02/006
DIMENSIONS: Ø 48 cm x ↑ 23 cm
WEIGHT: 3.3 kg
WATTAGE: 6x E14-40 W
METAL FINISH: POLISHED NICKEL PLATED
COLOR OF GLASS: NO GLASS PARTS
TRIMMINGS: STANDARD
PRODUCTION NUMBER:
45 0704 006 04 00 06 35



196

CB 0721/02/009
DIMENSIONS: Ø 61 cm x ↑ 34 cm
WEIGHT: 5 kg
WATTAGE: 9x E14-40 W
METAL FINISH: POLISHED NICKEL PLATED
COLOR OF GLASS: NO GLASS PARTS
TRIMMINGS: STANDARD
PRODUCTION NUMBER:
45 0704 009 04 00 06 35



195

CB 0721/02/003
DIMENSIONS: Ø 42 cm x ↑ 23 cm
WEIGHT: 2.6 kg
WATTAGE: 3x E14-40 W
METAL FINISH: POLISHED NICKEL PLATED
COLOR OF GLASS: NO GLASS PARTS
TRIMMINGS: STANDARD
PRODUCTION NUMBER:
45 0704 003 04 00 06 35



197

WB 0721/02/001
DIMENSIONS: Ø 16 cm x ↑ 21 cm x ↗ 5 cm
WEIGHT: 0.6 kg
WATTAGE: 1x E14-40 W
METAL FINISH: POLISHED NICKEL PLATED
COLOR OF GLASS: NO GLASS PARTS
TRIMMINGS: STANDARD
PRODUCTION NUMBER:
25 0702 001 04 00 04 35



198

CB 0721/00/009
 DIMENSIONS: Ø 61 cm x ↑ 31 cm
 WEIGHT: 4.5 kg
 WATTAGE: 9x E14-40 W
 METAL FINISH: POLISHED NICKEL PLATED
 COLOR OF GLASS: NO GLASS PARTS
 TRIMMINGS: STANDARD
 PRODUCTION NUMBER:
 45 0704 009 04 00 07 35



199

WB 0721/00/001
 DIMENSIONS: Ø 16 cm x ↑ 21 cm x ≈ 5 cm
 WEIGHT: 0.5 kg
 WATTAGE: 1x E14-40 W
 METAL FINISH: POLISHED NICKEL PLATED
 COLOR OF GLASS: NO GLASS PARTS
 TRIMMINGS: STANDARD
 PRODUCTION NUMBER:
 25 0702 001 04 00 00 01



200

CB 0721/00/006
 DIMENSIONS: Ø 48 cm x ↑ 23 cm
 WEIGHT: 2.8 kg
 WATTAGE: 6x E14-40 W
 METAL FINISH: POLISHED NICKEL PLATED
 COLOR OF GLASS: NO GLASS PARTS
 TRIMMINGS: STANDARD
 PRODUCTION NUMBER:
 45 0704 006 04 00 07 35



201

CB 0721/00/003
 DIMENSIONS: Ø 42 cm x ↑ 23 cm
 WEIGHT: 2.5 kg
 WATTAGE: 3x E14-40 W
 METAL FINISH: POLISHED NICKEL PLATED
 COLOR OF GLASS: NO GLASS PARTS
 TRIMMINGS: STANDARD
 PRODUCTION NUMBER:
 45 0704 003 04 00 07 35



202

CB 0721/00/009

DIMENSIONS: Ø 61 cm x ↑ 31 cm

WEIGHT: 4.5 kg

WATTAGE: 9x E14-40 W

METAL FINISH: POLISHED BRASS

COLOR OF GLASS: NO GLASS PARTS

TRIMMINGS: STANDARD

PRODUCTION NUMBER:

45 0704 009 07 00 07 35



204

CB 0721/00/006

DIMENSIONS: Ø 48 cm x ↑ 23 cm

WEIGHT: 2.8 kg

WATTAGE: 6x E14-40 W

METAL FINISH: POLISHED BRASS

COLOR OF GLASS: NO GLASS PARTS

TRIMMINGS: STANDARD

PRODUCTION NUMBER:

45 0704 006 07 00 07 35



203

WB 0721/00/001

DIMENSIONS: Ø 16 cm x ↑ 21 cm x ↗ 5 cm

WEIGHT: 0.5 kg

WATTAGE: 1x E14-40 W

METAL FINISH: POLISHED BRASS

COLOR OF GLASS: NO GLASS PARTS

TRIMMINGS: STANDARD

PRODUCTION NUMBER:

25 0702 001 07 00 00 01



205

CB 0721/00/003

DIMENSIONS: Ø 42 cm x ↑ 23 cm

WEIGHT: 2.5 kg

WATTAGE: 3x E14-40 W

METAL FINISH: POLISHED BRASS

COLOR OF GLASS: NO GLASS PARTS

TRIMMINGS: STANDARD

PRODUCTION NUMBER:

45 0704 003 07 00 07 35



206

CB 0721/02/006
DIMENSIONS: Ø 48 cm x ↑ 23 cm
WEIGHT: 3.3 kg
WATTAGE: 6x E14-40 W
METAL FINISH: POLISHED BRASS
COLOR OF GLASS: NO GLASS PARTS
TRIMMINGS: STANDARD
PRODUCTION NUMBER:
45 0704 006 07 00 06 35



208

CB 0721/02/009
DIMENSIONS: Ø 61 cm x ↑ 34 cm
WEIGHT: 5 kg
WATTAGE: 9x E14-40 W
METAL FINISH: POLISHED BRASS
COLOR OF GLASS: NO GLASS PARTS
TRIMMINGS: STANDARD
PRODUCTION NUMBER:
45 0704 009 07 00 06 35



207

CB 0721/02/003
DIMENSIONS: Ø 42 cm x ↑ 23 cm
WEIGHT: 2.6 kg
WATTAGE: 3x E14-40 W
METAL FINISH: POLISHED BRASS
COLOR OF GLASS: NO GLASS PARTS
TRIMMINGS: STANDARD
PRODUCTION NUMBER:
45 0704 003 07 00 06 35



209

WB 0721/02/001
DIMENSIONS: Ø 16 cm x ↑ 21 cm x ↗ 5 cm
WEIGHT: 0.6 kg
WATTAGE: 1x E14-40 W
METAL FINISH: POLISHED BRASS
COLOR OF GLASS: NO GLASS PARTS
TRIMMINGS: STANDARD
PRODUCTION NUMBER:
25 0702 001 07 00 04 35



210

AB 0798/00/012
DIMENSIONS: Ø 66 cm x ↑ 48 cm
WEIGHT: 8 kg
WATTAGE: 12x E14-40 W
METAL FINISH: POLISHED BRASS
COLOR OF GLASS: CUT CRYSTAL
TRIMMINGS: STANDARD
PRODUCTION NUMBER:
15 0798 012 07 01 32 35



211

AB 0798/00/012
DIMENSIONS: Ø 66 cm x ↑ 48 cm
WEIGHT: 8 kg
WATTAGE: 12x E14-40 W
METAL FINISH: POLISHED NICKEL PLATED
COLOR OF GLASS: CUT CRYSTAL
TRIMMINGS: STANDARD
PRODUCTION NUMBER:
15 0798 012 04 01 32 35



212

AB 0798/01/008
DIMENSIONS: Ø 54 cm x ↑ 48 cm
WEIGHT: 7.5 kg
WATTAGE: 8x E14-40 W
METAL FINISH: POLISHED BRASS
COLOR OF GLASS: CUT CRYSTAL
TRIMMINGS: STANDARD
PRODUCTION NUMBER:
15 0798 008 07 01 21 35



214

AB 0798/01/008
DIMENSIONS: Ø 54 cm x ↑ 48 cm
WEIGHT: 7.5 kg
WATTAGE: 8x E14-40 W
METAL FINISH: POLISHED NICKEL PLATED
COLOR OF GLASS: CUT CRYSTAL
TRIMMINGS: STANDARD
PRODUCTION NUMBER:
15 0798 008 04 01 21 35



213

AB 0798/01/005
DIMENSIONS: Ø 54 cm x ↑ 48 cm
WEIGHT: 4.5 kg
WATTAGE: 5x E14-40 W
METAL FINISH: POLISHED BRASS
COLOR OF GLASS: CUT CRYSTAL
TRIMMINGS: STANDARD
PRODUCTION NUMBER:
15 0798 005 07 01 34 35



215

AB 0798/01/005
DIMENSIONS: Ø 54 cm x ↑ 48 cm
WEIGHT: 4.5 kg
WATTAGE: 5x E14-40 W
METAL FINISH: POLISHED NICKEL PLATED
COLOR OF GLASS: CUT CRYSTAL
TRIMMINGS: STANDARD
PRODUCTION NUMBER:
15 0798 005 04 01 34 35



216

AB 0798/01/012
DIMENSIONS: Ø 66 cm x ↑ 48 cm
WEIGHT: 9 kg
WATTAGE: 12x E14-40 W
METAL FINISH: POLISHED BRASS
COLOR OF GLASS: CUT CRYSTAL
TRIMMINGS: STANDARD
PRODUCTION NUMBER:
15 0798 012 07 01 31 35



218

AB 0798/01/012
DIMENSIONS: Ø 66 cm x ↑ 48 cm
WEIGHT: 9 kg
WATTAGE: 12x E14-40 W
METAL FINISH: POLISHED NICKEL PLATED
COLOR OF GLASS: CUT CRYSTAL
TRIMMINGS: STANDARD
PRODUCTION NUMBER:
15 0798 012 04 01 31 35

217

WB 0798/01/002
DIMENSIONS: Ø 32 cm x ↑ 25 cm x ↗ 18 cm
WEIGHT: 1.5 kg
WATTAGE: 2x E14-40 W
METAL FINISH: POLISHED BRASS
COLOR OF GLASS: CUT CRYSTAL
TRIMMINGS: STANDARD
PRODUCTION NUMBER:
25 1073 002 07 11 00 35



219

WB 0798/01/002
DIMENSIONS: Ø 32 cm x ↑ 25 cm x ↗ 18 cm
WEIGHT: 1.5 kg
WATTAGE: 2x E14-40 W
METAL FINISH: POLISHED NICKEL PLATED
COLOR OF GLASS: CUT CRYSTAL
TRIMMINGS: STANDARD
PRODUCTION NUMBER:
25 1073 002 04 11 00 35





220

AU 3206/01/010
DIMENSIONS: Ø 63 cm x ↑ 44 cm
WEIGHT: 8 kg
WATTAGE: 10x E14-40 W
METAL FINISH: POLISHED BRASS
COLOR OF GLASS: CRYSTAL PRESSED DECOR
TRIMMINGS: CRYSTAL
PRODUCTION NUMBER:
12 3206 010 07 01 01 40



222

AU 3206/01/006
DIMENSIONS: Ø 52 cm x ↑ 44 cm
WEIGHT: 4.8 kg
WATTAGE: 6x E14-40 W
METAL FINISH: POLISHED BRASS
COLOR OF GLASS: CRYSTAL PRESSED DECOR
TRIMMINGS: CRYSTAL
PRODUCTION NUMBER:
12 3206 006 07 01 01 40

221

WU 3206/01/002
DIMENSIONS: Ø 20 cm x ↑ 21 cm x ↗ 17 cm
WEIGHT: 1 kg
WATTAGE: 2x E14-40 W
METAL FINISH: POLISHED BRASS
COLOR OF GLASS: CRYSTAL PRESSED DECOR
TRIMMINGS: CRYSTAL
PRODUCTION NUMBER:
22 3206 002 07 01 00 40



223

AU 3206/01/003
DIMENSIONS: Ø 43 cm x ↑ 42 cm
WEIGHT: 5 kg
WATTAGE: 3x E14-40 W
METAL FINISH: POLISHED BRASS
COLOR OF GLASS: CRYSTAL PRESSED DECOR
TRIMMINGS: CRYSTAL
PRODUCTION NUMBER:
12 3206 003 07 01 02 40





Plavy



224

AU 3206/01/006
DIMENSIONS: Ø 52 cm x ↑ 44 cm
WEIGHT: 4.8 kg
WATTAGE: 6x E14-40 W
METAL FINISH: POLISHED NICKEL PLATED
COLOR OF GLASS: CRYSTAL PRESSED DECOR
TRIMMINGS: CRYSTAL
PRODUCTION NUMBER:
12 3206 006 04 01 01 40



226

AU 3206/01/010
DIMENSIONS: Ø 63 cm x ↑ 44 cm
WEIGHT: 8 kg
WATTAGE: 10x E14-40 W
METAL FINISH: POLISHED NICKEL PLATED
COLOR OF GLASS: CRYSTAL PRESSED DECOR
TRIMMINGS: CRYSTAL
PRODUCTION NUMBER:
12 3206 010 04 01 01 40

225

AU 3206/01/003
DIMENSIONS: Ø 43 cm x ↑ 42 cm
WEIGHT: 5 kg
WATTAGE: 3x E14-40 W
METAL FINISH: POLISHED NICKEL PLATED
COLOR OF GLASS: CRYSTAL PRESSED DECOR
TRIMMINGS: CRYSTAL
PRODUCTION NUMBER:
12 3206 003 04 01 02 40



227

WU 3206/01/002
DIMENSIONS: Ø 20 cm x ↑ 21 cm x ↗ 17 cm
WEIGHT: 1 kg
WATTAGE: 2x E14-40 W
METAL FINISH: POLISHED NICKEL PLATED
COLOR OF GLASS: CRYSTAL PRESSED DECOR
TRIMMINGS: CRYSTAL
PRODUCTION NUMBER:
22 3206 002 04 01 00 40



INDEX

Arranged numerically

PICTURE NUMBER	NAME	ART. NUMBER	METAL FINISH	COLOR OF GLASS	TRIMMINGS	PRODUCTION NUMBER	DIMENSIONS (CM)			WEIGHT kg	WATTAGE	PAGE
							∅	↑	↗			
1	EGMONT	AS 5519/00/012	Chromium Plated	Crystal	No Trimmings	11 5521 012 06 01 00 00	89	103	15	12×E14-40W	9	
2	EGMONT	AS 5519/00/008	Chromium Plated	Crystal	No Trimmings	11 5519 008 06 01 00 00	62	76	8	8×E14-40W	10	
3	EGMONT	WS 5519/00/002	Chromium Plated	Crystal	No Trimmings	21 5302 002 06 01 00 00	28	28	21	2×E14-40W	10	
4	EGMONT	AS 5519/00/006	Chromium Plated	Crystal	No Trimmings	11 5519 006 06 01 00 00	62	76	6	6×E14-40W	11	
5	EGMONT	AS 5519/00/005	Chromium Plated	Crystal	No Trimmings	11 5519 005 06 01 00 00	62	76	5.5	5×E14-40W	11	
6	EGMONT	AS 5519/00/032	Chromium Plated	Crystal	No Trimmings	11 5519 032 06 01 16 00	120	165	54	32×E14-40W	12	
7	EGMONT	AS 5519/00/021	Chromium Plated	Crystal	No Trimmings	11 5522 021 06 01 00 00	99	131	25	21×E14-40W	13	
8	VITAVA	AS 5406/01/010	Chromium Plated	Crystal Optical Decor	No Trimmings	11 5405 010 06 01 02 00	110	118	30	10×E14-40W	15	
9	VITAVA	AS 5406/01/008	Chromium Plated	Crystal Optical Decor	No Trimmings	11 5405 008 06 01 02 00	75	100	25	8×E14-40W	16	
10	VITAVA	WS 5406/01/002	Chromium Plated	Crystal Optical Decor	No Trimmings	21 5048 002 06 01 01 00	40	32	22.5	2×E14-40W	16	
11	VITAVA	AS 5406/01/005	Chromium Plated	Crystal Optical Decor	No Trimmings	11 5406 005 06 01 02 00	59	75	11	5×E14-40W	17	
12	VITAVA	AS 5406/02/008	Chromium Plated	Crystal Optical Decor	No Trimmings	11 5406 008 06 01 03 00	75	53	18	8×E14-40W	17	
13	PRAHA	AC 5385/00/018	Chromium Plated	Cut Crystal	Premium	12 5152 018 06 11 01 70	120	150	57	18×E14-40W	21	
14	PRAHA	AC 5385/00/012	Chromium Plated	Cut Crystal	Premium	12 5385 012 06 11 00 70	93	110	13	12×E14-40W	22	
15	PRAHA	AC 5385/00/008	Chromium Plated	Cut Crystal	Premium	12 5385 008 06 11 01 70	75	103	10	8×E14-40W	23	
16	PRAHA	WC 5385/00/002	Chromium Plated	Cut Crystal	Premium	22 5138 002 06 11 00 70	35	18	31	2×E14-40W	23	
17	PRAHA	AC 5385/00/024	Chromium Plated	Cut Crystal	Premium	12 5390 024 06 11 00 70	120	180	80	24×E14-40W	24	
18	PRAHA	AC 5385/02/052	Chromium Plated	Cut Crystal	Premium Crystal + Mareá Plated	12 5390 052 06 11 00 70	190	315	210	48×E14-40W + 4×E27-60W	25	
19	PRAHA	AC 5385/02/052	Chromium Plated	Cut Crystal	Premium Crystal	12 5390 052 06 11 01 70	190	315	210	48×E14-40W + 4×E27-60W	25	
20	JABLONEC	AC 5391/00/027	Chromium Plated	Cut Crystal	Premium	12 5391 027 06 11 00 70	137	200	120	27×E14-40W	27	
21	JABLONEC	AC 5391/00/012	Chromium Plated	Cut Crystal	Premium	12 5391 012 06 11 00 70	90	100	25	12×E14-40W	28	
22	JABLONEC	AC 5391/00/008	Chromium Plated	Cut Crystal	Premium	12 5391 008 06 11 00 70	75	98	20	8×E14-40W	29	
23	BRNO	WC 5391/00/002	Chromium Plated	Cut Crystal	Premium	22 5391 002 06 11 00 70	41	55	27	2×E14-40W	29	
24	BRNO	AC 5525/00/020	Chromium Plated	Cut Crystal	Standard	12 5525 020 06 11 00 35	80	100	28	20×E14-40W	30	
25	BRNO	AC 5525/00/012	Chromium Plated	Cut Crystal	Standard	12 5525 012 06 11 00 35	67	80	18	12×E14-40W	31	
26	BRNO	AC 5525/00/003	Chromium Plated	Cut Crystal	Standard	12 5525 003 06 11 00 35	40	50	3	3×E14-40W	31	
27	BRNO	AC 5525/00/008	Chromium Plated	Cut Crystal	Standard	12 5525 008 06 11 00 35	65	65	12	8×E14-40W	32	
28	BRNO	AC 5525/00/006	Chromium Plated	Cut Crystal	Standard	12 5525 006 06 11 00 35	52	55	8	6×E14-40W	32	
29	BRNO	AC 5525/00/025	Chromium Plated	Cut Crystal	Standard	12 5525 025 06 11 00 35	87	125	30	25×E14-40W	33	
30	JIZERA	AC 5497/00/044	Antique Gold Patina	Cut Crystal	Premium	12 5497 044 85 11 00 70	147	305	75	6×E14-40W + 38×E27-60W	35	
31	JIZERA	AC 5496/02/012	24K Gold Plated	Cut Crystal	Premium	12 5496 012 12 11 02 70	99	135	20	12×E14-40W	36	
32	JIZERA	AC 5496/02/006	24K Gold Plated	Cut Crystal	Premium	12 5496 006 12 11 02 70	67	87	11	6×E14-40W	37	
33	JIZERA	WC 5496/02/002	24K Gold Plated	Cut Crystal	Premium	22 5496 002 12 11 02 70	37	54	26	2×E14-40W	37	
34	KRUMLOV	AC 5427/00/008	Chromium Plated	Cut Crystal	Premium	12 5427 008 06 11 00 70	61	81	15	8×E14-40W	38	


34	KRUMLOV	WC 5427/00/002	Chromium Plated	Cut Crystal	Premium	22 5427 002 06 11 00 70	35	43	19	2	2×E14-40W	38
35	KRUMLOV	AC 5427/00/012	Chromium Plated	Cut Crystal	Premium	12 5427 012 06 11 00 70	85	130	19	15	12×E14-40W	39
36	KRISTIANOV	AC 5408/00/008	Chromium Plated	Cut Crystal	Premium	12 5408 008 06 11 00 70	85	91	15	8×E14-40W	40	
37	KRISTIANOV	AC 5408/00/012	Chromium Plated	Cut Crystal	Premium	12 5408 012 06 11 00 70	95	98	27	12×E14-40W	41	
38	KRISTIANOV	CC 5408/00/008	Chromium Plated	Cut Crystal	Premium	52 5408 008 06 11 00 70	68	45	7.5	8×E14-40W	42	
39	KRISTIANOV	WC 5408/00/001	Chromium Plated	Cut Crystal	Premium	22 5408 001 06 11 00 70	14	35	28	1×E14-40W	42	
40	KRISTIANOV	CC 5408/00/012	Chromium Plated	Cut Crystal	Premium	52 5408 012 06 11 00 70	85	55	12	12×E14-40W	43	
41	KRISTIANOV	WC 5408/00/002	Chromium Plated	Cut Crystal	Premium	22 5408 002 06 11 00 70	32	40	23	2×E14-40W	43	
42	JESTED	CC 5444/00/003	Chromium Plated	Cut Crystal	No Trimmings	52 5444 003 06 11 00 00	49	20	6	3×E14-40W	44	
43	JESTED	AC 5444/00/012	Chromium Plated	Cut Crystal	No Trimmings	12 5444 012 06 11 00 00	90	110	26	12×E14-40W	44	
44	JESTED	AC 5444/00/006	Chromium Plated	Cut Crystal	No Trimmings	12 5444 006 06 11 00 00	78	65	15	6×E14-40W	45	
45	JESTED	WC 5444/00/002	Chromium Plated	Cut Crystal	No Trimmings	22 5444 002 06 11 00 00	50	43	26	2×E14-40W	45	
46	HARRACHOV	AC 5460/01/020	Chromium Plated	Cut Crystal	Premium	18 5460 020 06 11 01 70	105	66	30	18×E14-40W + 2×C9-25W	46	
47	HARRACHOV	AC 5460/03/020	Polished Brass	Cut Crystal + Chiaro Lustre	Premium Honey Plated	18 5460 020 07 06 07 70	105	66	31	18×E14-40W + 2×C9-25W	47	
48	SENOV	AC 5445/02/006	Polished Brass	Cut Crystal + Chiaro Lustre	Premium Honey Plated	12 5445 006 07 06 02 70	61	58	7.5	6×E14-40W	49	
49	SENOV	AC 5445/01/006	Chromium Plated	Cut Crystal	Premium JET	12 5445 006 06 11 01 70	61	58	7	6×E14-40W	50	
50	SENOV	AC 5445/01/009	Chromium Plated	Cut Crystal	Premium JET	12 5445 009 06 11 02 70	65	69	9	9×E14-40W	51	
51	SENOV	WC 5445/01/002	Chromium Plated	Cut Crystal	Premium JET	22 5177 002 06 11 02 70	30	26	20	2×E14-40W	51	
52	SENOV	AC 5445/00/006	Chromium Plated	Cut Crystal	Premium	12 5445 006 06 11 00 70	61	58	7	6×E14-40W	52	
53	SENOV	WC 5445/00/002	Chromium Plated	Cut Crystal	Premium	22 5177 002 06 11 00 70	30	36	20	2×E14-40W	52	
54	SENOV	AC 5445/00/009	Chromium Plated	Cut Crystal	Premium	12 5445 009 06 11 01 70	65	69	9	9×E14-40W	53	
55	BARON	AM 5710/00/013	Silver Color	Cut Crystal	Premium	14 5710 013 06 11 00 70	82	63	24.5	12×E14-40W + 1×E27-60W	56	
56	BARON	WM 5710/00/002	Silver Color	Cut Crystal	Premium	24 5002 002 06 11 08 70	25	38	19	2	2×E14-40W	56
57	BARON	AM 5710/05/013	Gold Color	Cut Crystal + Chiaro Lustre	Premium Honey Plated	14 5710 013 90 06 16 70	82	63	25.5	12×E14-40W + 1×E27-60W	57	
58	ROI	AM 5235/00/040	Gold Color	Decorated Crystal	Premium	14 5210 040 90 11 01 70	152	88	75	40×E14-40W	58	
59	ROI	WM 5235/00/003	Gold Color	Decorated Crystal	Premium	24 5003 003 90 11 27 70	32	34	25	3×E14-40W	58	
60	ROI	AM 5235/00/018	Gold Color	Decorated Crystal	Premium	14 5235 018 90 11 00 70	112	68	35	18×E14-40W	59	
61	ROI	WM 5235/00/002	Gold Color	Decorated Crystal	Premium	24 5003 002 90 11 02 70	30	27	23	2×E14-40W	59	
62	ROI	AM 5235/00/005	Gold Color	Decorated Crystal	Premium	14 5235 005 90 11 20 70	55	45	12	5×E14-40W	60	
63	ROI	FM 5235/00/005	Gold Color	Decorated Crystal	Premium	74 5092 005 90 11 00 70	55	142	30	5×E14-40W	60	
64	ROI	TM 5235/00/001	Gold Color	Decorated Crystal	Premium	34 5045 001 90 11 02 70	13	32	2	1×E14-40W	60	
65	ROI	AM 5235/00/008	Gold Color	Decorated Crystal	Premium	14 5235 008 90 11 20 70	65	50	16	8×E14-40W	61	
66	ROI	AM 5235/00/012	Gold Color	Decorated Crystal	Premium	14 5235 012 90 11 20 70	78	58	22	12×E14-40W	61	
67	ROI	AM 5235/00/008	Silver Color	Decorated Crystal	Premium	14 5235 008 06 11 22 70	65	50	16	8×E14-40W	62	
68	ROI	AM 5235/00/012	Silver Color	Decorated Crystal	Premium	14 5235 012 06 11 01 70	78	58	22	12×E14-40W	62	
69	ROI	TM 5235/00/001	Silver Color	Decorated Crystal	Premium	34 5045 001 06 11 02 70	13	32	2	1×E14-40W	63	
70	ROI	FM 5235/00/005	Silver Color	Decorated Crystal	Premium	74 5092 005 06 11 00 70	55	142	30	5×E14-40W	63	
71	ROI	AM 5235/00/005	Silver Color	Decorated Crystal	Premium	14 5235 005 06 11 20 70	55	45	12	5×E14-40W	63	
72	ROI	AM 5235/00/018	Silver Color	Decorated Crystal	Premium	14 5235 018 06 11 00 70	112	68	35	18×E14-40W	64	
73	ROI	WM 5235/00/002	Silver Color	Decorated Crystal	Premium	24 5003 002 06 11 02 70	30	27	23	2×E14-40W	64	
74	ROI	AM 5235/00/040	Silver Color	Decorated Crystal	Premium	14 5210 040 06 11 01 70	152	88	75	40×E14-40W	65	
75	ROI	WM 5235/00/003	Silver Color	Decorated Crystal	Premium	24 5003 003 06 11 27 70	32	34	25	3×E14-40W	65	

PICTURE NUMBER	NAME	ART. NUMBER	METAL FINISH	COLOR OF GLASS	TRIMMINGS	PRODUCTION NUMBER	DIMENSIONS (CM)			WEIGHT	WATTAGE	PAGE
							Ø	↔	↑			
76	ROI	AM 5235/03/018	Gold Color	Decorated Crystal	Premium Honey Plated	14 5235 018 90 11 07 70	112	68	35	18×E14-40W	66	
77	ROI	AM 5235/03/024	Gold Color	Decorated Crystal	Premium Honey Plated	14 5235 024 92 11 00 70	125	75	55	24×E14-40W	67	
78	ROI	WM 5235/03/003	Gold Color	Decorated Crystal	Premium Honey Plated	24 5003 003 90 11 20 70	32	34	25	3×E14-40W	67	
79	ROI	FM 5235/03/005	Gold Color	Decorated Crystal	Premium Honey Plated	74 5092 005 90 11 01 70	55	142	30	5×E14-40W	68	
80	ROI	TM 5235/03/001	Gold Color	Decorated Crystal	Premium Honey Plated	34 5045 001 90 11 01 70	13	32	2	1×E14-40W	68	
81	ROI	AM 5235/03/005	Gold Color	Decorated Crystal	Premium Honey Plated	14 5235 005 90 11 00 70	55	45	12	5×E14-40W	69	
82	ROI	AM 5235/03/008	Gold Color	Decorated Crystal	Premium Honey Plated	14 5235 008 90 11 00 70	65	50	16	8×E14-40W	69	
83	ROI	AM 5235/03/012	Gold Color	Decorated Crystal	Premium Honey Plated	14 5235 012 90 11 01 70	78	58	22	12×E14-40W	70	
84	ROI	WM 5235/03/002	Gold Color	Decorated Crystal	Premium Honey Plated	24 5003 002 90 11 08 70	30	27	23	2×E14-40W	70	
85	PRINCESS	CM 5014/05/008	Gold Color	Cut Crystal	Premium Honey Plated	44 5014 008 90 11 06 70	70	42	10	8×E14-40W	71	
86	PRINCESS	CM 5014/05/006	Gold Color	Cut Crystal	Premium Honey Plated	44 5014 006 90 11 06 70	55	36	7	6×E14-40W	71	
87	BACCHUS	AL 5154/02/016	Antique Gold Patina	Cut Crystal	Premium	16 5154 016 85 11 02 70	84	117	30	16×E14-40W	74	
88	BACCHUS	AL 5154/00/012	Antique Gold Patina	Cut Crystal	Premium	16 5154 012 85 11 00 70	98	65	25	12×E14-40W	74	
89	BACCHUS	AL 5154/02/010	Antique Gold Patina	Cut Crystal	Premium	16 5154 010 85 11 01 70	66	82	22	10×E14-40W	75	
90	BACCHUS	AL 5154/02/010	Antique Nickel Patina	Cut Crystal	Premium	16 5154 010 83 11 02 70	66	82	22	10×E14-40W	75	
91	BACCHUS	AL 5154/00/010	Antique Gold Patina	Cut Crystal	Premium	16 5154 010 85 11 00 70	66	76	22	10×E14-40W	76	
92	BACCHUS	AL 5154/00/006	Antique Gold Patina	Cut Crystal	Premium	16 5141 006 85 11 00 70	61	65	14	6×E14-40W	77	
93	BACCHUS	WL 5154/00/002	Antique Gold Patina	No Glass Parts	Premium	26 5044 002 85 00 00 70	31	40	18	2×E14-40W	77	
94	BACCHUS	AL 5154/03/006	Antique Nickel Patina	Cut Crystal	Standard	16 5154 006 83 01 02 35	55	70	11	6×E14-40W	78	
95	BACCHUS	AL 5154/03/006	Antique Gold Patina	Cut Crystal	Standard	16 5154 006 85 01 02 35	55	70	11	6×E14-40W	79	
96	HOLDER	AL 5160/00/016	Smooth Sand Patina	No Glass Parts	No Trimmings	15 5159 016 38 00 00 00	88	95	15	16×E14-40W	81	
97	HOLDER	AL 5160/00/008	Smooth Sand Patina	No Glass Parts	No Trimmings	15 5160 008 38 00 00 00	68	70	8	8×E14-40W	82	
98	DANDY	PN 3002/00/001	Polished Brass	Cut Crystal Frosted	No Trimmings	65 3002 002 07 24 00 00	32	21	4	2×E27-60W	83	
99	HOLDER	WL 5160/00/003	Smooth Sand Patina	No Glass Parts	No Trimmings	25 5067 003 38 00 00 00	38	30	28	5	3×E14-40W	83
100	HOLDER	WL 5160/00/002	Smooth Sand Patina	No Glass Parts	No Trimmings	25 5067 002 38 00 00 00	30	25	2	2×E14-40W	83	
101	AMICAL 1	TL 5047/00/001	Polished Brass	Cut Crystal	Shade: Tonga White – Round	35 5047 001 07 01 00 00	45	77	3	1×E27-60W	84	
102	AMICAL 2	TL 5060/00/001	Polished Brass	Crystal – Optical Decor	Shade: Tonga White – Round	36 5060 001 07 01 00 00	40	65	3.3	1×E27-60W	84	
103	BAVARD	AN 3202/00/012	Polished Brass	Crystal Frosted	No Trimmings	16 3234 012 07 24 00 00	122	75	16	12×E27-60W	85	
104	BAVARD	WN 3202/00/003	Polished Brass	Crystal Frosted	No Trimmings	26 3086 003 07 24 00 00	47	37	36	3×E27-60W	85	
105	BAVARD	AN 3202/00/013	Polished Brass	Crystal Frosted	No Trimmings	16 3234 013 07 24 00 00	122	86	17	13×E27-60W	86	
106	BAVARD	WN 3202/00/002	Polished Brass	Crystal Frosted	No Trimmings	26 3086 002 07 24 00 00	47	26	36	2×E27-60W	86	
107	BAVARD	AN 3202/00/017	Polished Brass	Crystal Frosted	No Trimmings	16 3234 017 07 24 00 00	122	86	22	17×E27-60W	87	
108	BAVARD	AN 3202/00/004	Polished Brass	Crystal Frosted	No Trimmings	16 3226 004 07 24 01 00	62	80	6	4×E27-60W	87	
109	EPICUREAN	AL 5648/00/006	Matt Brass	Cut Crystal	Traditional	15 5648 006 08 01 01 02	61	65	10	5×E14-40W +1×E27-60W	88	
110	FANCIER	AL 5187/00/006	Matt Brass	Crystal – Optical Decor	Traditional	15 5187 006 08 01 00 28	60	88	10	6×E14-40W	88	
111	MONDEIN	AL 5188/00/006	Matt Brass	Crystal – Optical Decor	Traditional	15 5188 006 08 01 00 28	70	88	11	6×E14-40W	89	
112	BRAN	BR 5111/00/014	Chromium Plated + Polished Brass	Crystal	Standard	45 5111 014 90 01 00 35	68	108	18	8×E14-40W +6×E27-60W	92	
113	HOWARD	BR 5303/00/012	Antique Gold Patina	Lime Green	Traditional	46 5303 012 85 51 00 28	78	134	28	8×E14-40W +4×E27-60W	93	
114	RIVAU	AR 5427/00/012	Antique Gold Patina	No Glass Parts	Traditional	16 5427 012 85 00 00 28	86	128	26	12×E14-40W	94	
115	JOSSÉLIN	AR 5304/00/026	Antique Gold Patina	Cut Crystal	Traditional	46 5304 026 85 01 00 28	98	151	44	26×E14-40W	95	

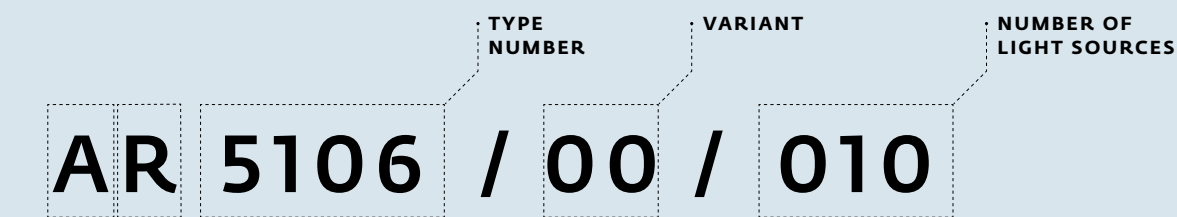
116	WALDORF	AR 5106/00/010	Antique Gold Patina	Cut Crystal	No Trimmings	16 5106 010 85 01 00 00	68	118	20	10×E14-40W	96
117	WALDORF	WR 5106/00/002	Antique Gold Patina	Cut Crystal	No Trimmings	26 5071 002 85 01 00 00	30	35	28	2×E14-40W	96
118	WALDORF	AR 5106/02/010	Antique Gold Patina	Cut Crystal	No Trimmings	16 5106 010 85 01 02 00	67	83	13	10×E14-40W	97
119	WALDORF	WR 5106/02/002	Antique Gold Patina	Cut Crystal	No Trimmings	26 5071 002 85 01 02 00	30	34	28	2×E14-40W	97
120	BABYLON	CB 5003/02/002	Antique Gold Patina	Cut Crystal Frosted	No Trimmings	66 5006 002 85 24 02 00	36	30	5	2×E14-40W	98
121	BABYLON	AR 5003/02/010	Antique Gold Patina	Cut Crystal Frosted	No Trimmings	66 5003 010 85 24 02 00	75	86	11	10×E14-40W	98
122	BABYLON	WR 5003/02/002	Antique Gold Patina	No Glass Parts	No Trimmings	26 5120 002 85 00 00 00	28	18	17	2×E14-40W	98
123	ESCORIAL	AR 5144/00/012	Antique Gold Patina + Yellow Green	No Glass Parts	No Trimmings	46 5144 012 91 00 00 00	87	83	18	12×E14-40W	99
124	ESCORIAL	WR 5144/00/002	Antique Gold Patina + Yellow Green	No Glass Parts	No Trimmings	26 5064 002 91 00 04 00	28	35	16	2×E14-40W	99
125	VALTICE	PR 5024/00/004	Antique Gold Patina	Opal	No Trimmings	66 5024 004 85 35 00 00	52	36	11	4×E14-40W	100
126	LEDNICE	AR 5066/01/003	Antique Gold Patina	Crystal + Crystal Frosted	No Trimmings	46 5066 003 85 99 01 00	42	70	12	3×E27-60W	100
127	LEDNICE	AR 5066/01/006	Antique Gold Patina	Crystal + Crystal Frosted	No Trimmings	46 5066 006 85 99 01 00	56	70	12	6×E27-60W	101
128	KOST	TR 5066/00/001	Antique Gold Patina	Cut Crystal	Shade: Woven, Pleated, Color Pearl – Octagon	36 5066 001 85 01 00 00	45	78	10	1×E27-60W	102
129	BITOV	TR 5067/00/001	Antique Gold Patina	Cut Jade	Shade: Woven, Color Ivory – Round	36 5067 001 85 79 00 00	45	88	15	1×E27-60W	102
130	LOKET	TR 5065/00/001	Antique Gold Patina	Cut Crystal	Shade: Woven, Folded, Color Apricot – Round	36 5065 001 85 01 00 00	45	62	6	1×E27-60W	102
131	BRODIC	BR 5118/00/016	Antique Gold Patina	No Glass Parts	Traditional	46 5118 016 85 00 00 28	100	135	50	8×E14-40W +8×E27-60W	103
132	SYCHROV	CB 1043/00/020	Polished Brass	No Glass Parts	Standard	45 1043 020 07 00 00 35	120	73	30	20×E14-40W	106
133	CHAMBORD	BR 5194/00/037	Antique Gold Patina	Cut Crystal	Standard	46 5194 037 85 01 02 35	93	162	44	37×E14-40W	107
134	LITICE	CB 5370/00/012	Antique Gold Patina	No Glass Parts	Traditional	45 5370 012 85 00 01 28	88	52	21	12×E14-40W	108
135	LITICE	CB 5370/00/003	Antique Gold Patina	No Glass Parts	Traditional	45 5370 003 85 00 02 28	44	40	8	3×E14-40W	108
136	LITICE	CB 5370/00/012	Antique Nickel Patina	No Glass Parts	Traditional	45 5370 012 83 00 01 28	88	52	21	12×E14-40W	109
137	LITICE	CB 5370/00/003	Antique Nickel Patina	No Glass Parts	Traditional	45 5370 003 83 00 02 28	44	40	8	3×E14-40W	109
138	DIVICE	CB 5373/02/003	Antique Gold Patina	Cut Crystal	Traditional	45 5373 003 85 01 02 28	29	38	5	3×E14-40W	110
139	DIVICE	CB 5373/01/003	Antique Gold Patina	Cut Crystal	Traditional	45 5373 003 85 01 01 28	25	38	4.5	3×E14-40W	110
140	DIVICE	CB 5373/02/003	Antique Nickel Patina	Cut Crystal	Traditional	45 5373 003 83 01 02 28	29	38	5	3×E14-40W	111
141	DIVICE	CB 5373/01/003	Antique Nickel Patina	Cut Crystal	Traditional	45 5373 003 83 01 01 28	25	38	4.5	3×E14-40W	111
142	BUDKOV	CB 5372/00/006	Antique Gold Patina	No Glass Parts	Traditional	45 5372 006 85 00 03 28	75	50	18	6×E14-40W	112
143	BUDKOV	CB 5372/00/004	Antique Gold Patina	No Glass Parts	Traditional	45 5372 004 85 00 02 28	40	43	7	4×E14-40W	112
144	BUDKOV	CB 5372/00/006	Antique Nickel Patina	No Glass Parts	Traditional	45 5372 006 83 00 03 28	75	50	18	6×E14-40W	113
145	BUDKOV	CB 5372/00/004	Antique Nickel Patina	No Glass Parts	Traditional	45 5372 004 83 00 02 28	40	43	7	4×E14-40W	113
146	BORDURA	CB 0524/01/009	Polished Brass	No Glass Parts	Standard	55 0524 009 07 00 03 35	70	37	10	9×E14-40W	114
147	BORDURA	WB 0524/00/002	Polished Brass	No Glass Parts	Standard	25 1050 002 07 00 00 01	30	18	2	2×E14-40W	114
148	BORDURA	CB 0524/00/002	Polished Brass	No Glass Parts	Standard	45 0524 002 07 00 06 01	25	25	1.4	2×E14-40W	114
149	BORDURA	CB 0524/00/009	Polished Brass	No Glass Parts	Standard	45 0524 009 07 00 10 01	47.5	33	4.2	9×E14-40W	115
150	BORDURA	CB 0524/00/006	Polished Brass	No Glass Parts	Standard	45 0524 006 07 00 07 01	42.5	28	3.4	6×E14-40W	115
151	BORDURA	CB 0524/00/003	Polished Brass	No Glass Parts	Standard	45 0524 003 07 00 01 01	32.5	31	2	3×E14-40W	115
152	BORDURA	BB 0524/00/012	Polished Brass	No Glass Parts	Standard	45 0557 012 07 00 03 01	50	73	12	12×E14-40W	116
153	BORDURA	BB 0524/00/001	Polished Brass	No Glass Parts	Standard	45 0557 001 07 00 20 35	16	30	1.2	1×E27-60W	116
154	BORDURA	WB 0524/00/001	Polished Brass	No Glass Parts	Standard	25 0558 001 07 00 00 01	16	32	1.2	1×E27-60W	117
155	BORDURA	FB 0524/00/003	Polished Brass	No Glass Parts	Standard	75 0908 003 07 00 00 01	45	170	17	3×E14-40W	117
156	BORDURA	TB 0524/00/002	Polished Brass	No Glass Parts	Standard	35 1047 002 07 00 00 01	25	40	4.2	2×E14-40W	117

PICTURE NUMBER	NAME	ART. NUMBER	METAL FINISH	COLOR OF GLASS	TRIMMINGS	PRODUCTION NUMBER	DIMENSIONS (CM)			WEIGHT	WATTAGE	PAGE
							∅	↔	↑			
157	BORDURA	CB 0524/00/012	Polished Brass	No Glass Parts	Standard	55 0524 012 07 00 01 35	81	42	15	12×E14-40W	118	
158	BORDURA	BB 0524/00/022	Polished Brass	No Glass Parts	Standard	45 0557 022 07 00 21 35	81	120	35	22×E14-40W	118	
159	BORDURA	CB 0524/00/015	Polished Brass	No Glass Parts	Standard	55 0524 015 07 00 01 35	101	48	18.5	15×E14-40W	119	
160	BORDURA	BB 0524/00/031	Polished Brass	No Glass Parts	Standard	45 0557 031 07 00 21 35	101	150	55	31×E14-40W	119	
161	BORDURA	CB 0524/00/015	Polished Nickel Plated	No Glass Parts	Standard	55 0524 015 04 00 01 35	101	48	18.5	15×E14-40W	120	
162	BORDURA	BB 0524/00/031	Polished Nickel Plated	No Glass Parts	Standard	45 0557 031 04 00 21 35	101	150	55	31×E14-40W	120	
163	BORDURA	CB 0524/00/012	Polished Nickel Plated	No Glass Parts	Standard	55 0524 012 04 00 01 35	81	42	15	12×E14-40W	121	
164	BORDURA	BB 0524/00/022	Polished Nickel Plated	No Glass Parts	Standard	45 0557 022 04 00 21 35	81	120	35	22×E14-40W	121	
165	BORDURA	WB 0524/00/001	Polished Nickel Plated	No Glass Parts	Standard	25 0558 001 04 00 00 01	16	32	26	1×E27-60W	122	
166	BORDURA	FB 0524/00/003	Polished Nickel Plated	No Glass Parts	Standard	75 0908 003 04 00 00 01	45	170	17	3×E14-40W	122	
167	BORDURA	TB 0524/00/002	Polished Nickel Plated	No Glass Parts	Standard	35 1047 002 04 00 00 01	25	40	4.2	2×E14-40W	122	
168	BORDURA	BB 0524/00/012	Polished Nickel Plated	No Glass Parts	Standard	45 0557 012 04 00 03 01	50	73	12	12×E14-40W	123	
169	BORDURA	BB 0524/00/001	Polished Nickel Plated	No Glass Parts	Standard	45 0557 001 04 00 20 35	16	30	1.2	1×E27-60W	123	
170	BORDURA	CB 0524/00/009	Polished Nickel Plated	No Glass Parts	Standard	45 0524 009 04 00 10 01	47.5	33	4.2	9×E14-40W	124	
171	BORDURA	CB 0524/00/006	Polished Nickel Plated	No Glass Parts	Standard	45 0524 006 04 00 07 01	42.5	28	3.4	6×E14-40W	124	
172	BORDURA	CB 0524/00/003	Polished Nickel Plated	No Glass Parts	Standard	45 0524 003 04 00 01 01	32.5	31	2	3×E14-40W	124	
173	BORDURA	CB 0524/01/009	Polished Nickel Plated	No Glass Parts	Standard	55 0524 009 04 00 03 35	70	37	10	9×E14-40W	125	
174	BORDURA	WB 0524/00/002	Polished Nickel Plated	No Glass Parts	Standard	25 1050 002 04 00 00 01	30	18	2	2×E14-40W	125	
175	BORDURA	CB 0524/00/002	Polished Nickel Plated	No Glass Parts	Standard	45 0524 002 04 00 06 35	25	25	1.4	2×E14-40W	125	
176	HELIX	CB 1216/00/028	Polished Brass	No Glass Parts	Standard	65 1216 028 07 00 00 35	80	250	75	28×E14-40W	126	
177	HELIX	CB 1216/01/028	Polished Brass	No Glass Parts	Standard	65 1216 028 07 00 01 35	80	250	75	28×E14-40W	126	
178	HELIX	WB 1216/00/003	Polished Brass	No Glass Parts	Standard	25 1049 003 07 00 00 35	25	64	4	3×E14-40W	126	
178	HELIX	CB 1216/00/028	Polished Nickel Plated	No Glass Parts	Standard	65 1216 028 04 00 00 35	80	250	75	28×E14-40W	127	
179	HELIX	CB 1216/01/028	Polished Nickel Plated	No Glass Parts	Standard	65 1216 028 04 00 01 35	80	250	75	28×E14-40W	127	
179	HELIX	WB 1216/00/003	Polished Nickel Plated	No Glass Parts	Standard	25 1049 003 04 00 00 35	25	64	4	3×E14-40W	127	
180	HELIX	CB 1216/00/016	Polished Brass	No Glass Parts	Standard	65 1216 016 07 00 00 35	60	155	31	16×E14-40W	128	
181	HELIX	CB 1216/01/016	Polished Brass	No Glass Parts	Standard	65 1216 016 07 00 01 35	60	155	31	16×E14-40W	128	
182	HELIX	CB 1216/01/013	Polished Brass	No Glass Parts	Standard	65 1216 013 07 00 00 35	50	135	21	13×E14-40W	128	
182	HELIX	CB 1216/01/016	Polished Nickel Plated	No Glass Parts	Standard	65 1216 016 04 00 00 35	60	155	31	16×E14-40W	129	
183	HELIX	CB 1216/00/013	Polished Nickel Plated	No Glass Parts	Standard	65 1216 013 04 00 00 35	50	135	21	13×E14-40W	129	
183	HELIX	CB 1216/01/013	Polished Nickel Plated	No Glass Parts	Standard	65 1216 013 04 00 01 35	50	135	21	13×E14-40W	129	
184	ROSCA	WB 1049/01/002	Polished Brass	No Glass Parts	Standard	25 1049 002 07 00 01 35	22	62	4.6	2×E14-40W	130	
185	ROSCA	WB 1049/04/002	Polished Brass	No Glass Parts	Standard	25 1049 002 07 00 04 35	22	62	4.6	2×E14-40W	130	
186	ROSCA	WB 1049/04/002	Polished Nickel Plated	No Glass Parts	Standard	24 1049 002 04 00 04 35	22	62	4.6	2×E14-40W	131	
187	ROSCA	WB 1049/01/002	Polished Nickel Plated	No Glass Parts	Standard	24 1049 002 04 00 01 35	22	62	4.6	2×E14-40W	131	
188	TAMBOUR	CB 1030/00/008	Polished Brass + Partly 24K Gold Plated	Mirror	Standard	45 1030 008 15 70 00 22	60	45	10	8×E14-40W	132	
189	TAMBOUR	WB 1030/00/002	Polished Brass + Partly 24K Gold Plated	No Glass Parts	Standard	25 0986 002 15 00 02 22	20	40	11	1.3	2×E14-40W	132
190	TAMBOUR	WB 1030/01/002	Polished Brass + Partly 24K Gold Plated	No Glass Parts	Standard	25 0986 002 15 00 03 22	20	40	11	1.3	2×E14-40W	132
191	TAMBOUR	CB 1030/00/008	Polished Nickel Plated	Mirror	Standard	45 1030 008 04 70 00 22	60	45	10	8×E14-40W	133	

192	TAMBOUR	WB 1030/00/002	Polished Nickel Plated	No Glass Parts	Standard	25 0986 002 04 00 02 35	20	40	11	1.3	2×E14-40W	133
193	TAMBOUR	WB 1030/01/002	Polished Nickel Plated	No Glass Parts	Standard	25 0986 002 04 00 03 35	20	40	11	1.3	2×E14-40W	133
194	BROLLY	CB 0721/02/006	Polished Nickel Plated	No Glass Parts	Standard	45 0704 006 04 00 06 35	48	23	3.3	6×E14-40W	134	
195	BROLLY	CB 0721/02/003	Polished Nickel Plated	No Glass Parts	Standard	45 0704 003 04 00 06 35	42	23	2.6	3×E14-40W	134	
196	BROLLY	CB 0721/02/009	Polished Nickel Plated	No Glass Parts	Standard	45 0704 009 04 00 06 35	61	34	5	9×E14-40W	135	
197	BROLLY	WB 0721/02/001	Polished Nickel Plated	No Glass Parts	Standard	25 0702 001 04 00 04 35	16	21	5	0.6	1×E14-40W	135
198	BROLLY	CB 0721/00/009	Polished Nickel Plated	No Glass Parts	Standard	45 0704 009 04 00 07 35	61	31	4.5	9×E14-40W	136	
199	BROLLY	WB 0721/00/001	Polished Nickel Plated	No Glass Parts	Standard	25 0702 001 04 00 00 01	16	21	5	0.5	1×E14-40W	136
200	BROLLY	CB 0721/00/006	Polished Nickel Plated	No Glass Parts	Standard	45 0704 006 04 00 07 35	48	23	2.8	6×E14-40W	137	
201	BROLLY	CB 0721/00/003	Polished Nickel Plated	No Glass Parts	Standard	45 0704 003 04 00 07 35	42	23	2.5	3×E14-40W	137	
202	BROLLY	CB 0721/00/009	Polished Brass	No Glass Parts	Standard	45 0704 009 07 00 07 35	61	31	4.5	9×E14-40W	138	
203	BROLLY	WB 0721/00/001	Polished Brass	No Glass Parts	Standard	25 0702 001 07 00 00 01	16	21	5	0.5	1×E14-40W	138
204	BROLLY	CB 0721/00/006	Polished Brass	No Glass Parts	Standard	45 0704 006 07 00 07 35	48	23	2.8	6×E14-40W	139	
205	BROLLY	CB 0721/00/003	Polished Brass	No Glass Parts	Standard	45 0704 003 07 00 07 35	42	23	2.5	3×E14-40W	139	
206	BROLLY	CB 0721/02/006	Polished Brass	No Glass Parts	Standard	45 0704 006 07 00 06 35	48	23	3.3	6×E14-40W	140	
207	BROLLY	CB 0721/02/003	Polished Brass	No Glass Parts	Standard	45 0704 003 07 00 06 35	42	23	2.6	3×E14-40W	141	
208	BROLLY	CB 0721/02/009	Polished Brass	No Glass Parts	Standard	45 0704 009 07 00 06 35	61	34	5	9×E14-40W	140	
209	BROLLY	WB 0721/02/001	Polished Brass	No Glass Parts	Standard	25 0702 001 07 00 04 35	16	21	5	0.6	1×E14-40W	141
210	FRATERNITE	AB 0798/00/012	Polished Brass	Cut Crystal	Standard	15 0798 012 07 01 32 35	66	48	8	12×E14-40W	142	
211	FRATERNITE	AB 0798/00/012	Polished Nickel Plated	Cut Crystal	Standard	15 0798 012 04 01 32 35	66	48	8	12×E14-40W	143	
212	FRATERNITE	AB 0798/01/008	Polished Brass	Cut Crystal	Standard	15 0798 008 07 01 21 35	54	48	7.5	8×E14-40W	144	
213	FRATERNITE	AB 0798/01/005	Polished Brass	Cut Crystal	Standard	15 0798 005 07 01 34 35	54	48	4.5	5×E14-40W	144	
214	FRATERNITE	AB 0798/01/008	Polished Nickel Plated	Cut Crystal	Standard	15 0798 008 04 01 21 35	54	48	7.5	8×E14-40W	145	
215	FRATERNITE	AB 0798/01/005	Polished Nickel Plated	Cut Crystal	Standard	15 0798 005 04 01 34 35	54	48	4.5	5×E14-40W	145	
216	FRATERNITE	AB 0798/01/012	Polished Brass	Cut Crystal	Standard	15 0798 012 07 01 31 35	66	48	9	12×E14-40W	146	
217	FRATERNITE	WB 0798/01/002	Polished Brass	Cut Crystal	Standard	25 1073 002 07 11 00 35	32	25	18	1.5	2×E14-40W	146
218	FRATERNITE	AB 0798/01/012	Polished Nickel Plated	Cut Crystal	Standard	15 0798 012 04 01 31 35	66	48	9	12×E14-40W	147	
219	FRATERNITE	WB 0798/01/002	Polished Nickel Plated	Cut Crystal	Standard	25 1073 002 04 11 00 35	32	25	18	1.5	2×E14-40W	147
220	PLAVY	AU 3206/01/010	Polished Brass	Crystal Pressed Decor	Crystal	12 3206 010 07 01 01 40	63	44	8	10×E14-40W	148	
221	PLAVY	WUJ 3206/01/002	Polished Brass	Crystal Pressed Decor	Crystal	22 3206 002 07 01 00 40	20	21	17	1	2×E14-40W	148
222	PLAVY	AU 3206/01/006	Polished Brass	Crystal Pressed Decor	Crystal	12 3206 006 07 01 01 40	52	44	4.8	6×E14-40W	149	
223	PLAVY	AU 3206/01/003	Polished Brass	Crystal Pressed Decor	Crystal	12 3206 003 07 01 02 40	43	42	5	3×E14-40W	149	
224	PLAVY	AU 3206/01/006	Polished Nickel Plated	Crystal Pressed Decor	Crystal	12 3206 006 04 01 01 40	52	44	4.8	6×E14-40W	150	
225	PLAVY	AU 3206/01/003	Polished Nickel Plated	Crystal Pressed Decor	Crystal	12 3206 003 04 01 02 40	43	42	5	3×E14-40W	150	
226	PLAVY	AU 3206/01/010	Polished Nickel Plated	Crystal Pressed Decor	Crystal	12 3206 010 04 01 01 40	63	44	8	10×E14-40W	151	
227	PLAVY	WUJ 3206/01/002	Polished Nickel Plated	Crystal Pressed Decor	Crystal	22 3206 002 04 01 00 40	20	21	17	1	2×E14-40W	151



THE EXAMPLE OF NUMBERING



SORT

- A** Arm Type Chandeliers
- W** Wall brackets
- T** Table Lamps
- C** Ceiling Chandeliers
- B** Basket Type Chandeliers
- P** Pendant Type Chandeliers
- F** Floor Lamps

CATEGORY

- S** Crystal Symphony
- C** Bohemian Classic
- E** Enamel Romance
- M** Maria Theresa
- L** Light Elegance
- R** Royal Heritage
- B** Brilliant
- D** Contemporary Lighting
- N** Cast Metal

CONTACTS

PRECIOSA SHOWROOM

Jáchymova 2
Praha 1
Czech Republic
P +420 488 118 106
E showroom@preciosa.com

PRECIOSA CENTR, A. O.

Office 150, Entr. 7
4th Tverskaya – Yamskaya Str., 33/39
125 010 Moscow, Russia
P/F +7 495 961 31 07
P/F +7 495 961 31 08
E infocentr@preciosa.ru

PRECIOSA (SG) Pte Ltd.

The Signature #02-02
51 Changi Business Park
Singapore 486066
P +65 6256 2212
F +65 6588 3216
E sales@sg.preciosa.com

PRECIOSA LIGHTING UK

35 Brandlehow Road
SW15 2 ED
London
P +44 (0) 7783 726 494
E sales.UK@preciosa.com

PRECIOSA INTERNATIONAL (H. K.), Ltd.

Lighting Division
Unit 2016, Chevalier Commercial Centre
8 Wang Hoi Road, Kowloon Bay, Kowloon, Hong Kong
P +852 2753 9595
F +852 2753 9997
E info@preciosa.com

PRECIOSA LIGHTING (North America), Inc

15 North Mill Street
Suite 221, Nyack, NY10960, USA
P +1 845 875 4541
F +1 845 875 4821
E sales@ny.preciosa.com

PRECIOSA LIGHTING a.s.

Shanghai Representative Office
Cross Tower Building Rm 1606, 318 Fuzhou Road
Huangpu District, Shanghai, 200001, China
P +86 21 6141 3873
M +86 185 215 208 82
E china@preciosa.com

PRECIOSA GULF FZCO

JAFZA View LB 19, Office 2407
Jebel Ali Free Zone, P. O. Box 18185
Dubai, United Arab Emirates
P +971 4 884 8234
F +971 4 884 8235
E sales@gulf.preciosa.com

PRECIOSA – LUSTRY, a. s. | Nový Svět 915 | 4714 Kamenický Šenov | Czech Republic | **P** +420 488 113 111 | **F** +420 487 764 070

